



125
YEARS

THINKING
AHEAD
1898 – 2023

Basics

THE CATALOGUE
FOR SCHOOL SOLUTIONS

Basic catalogue

To design inspiring spaces for learning – that has always been the vital challenge that VS Vereinigte Spezialmöbel-fabriken GmbH & Co. KG has set itself. As one of Europe's leading manufacturers of school furniture and a full-range supplier with a wide portfolio, this is exactly what we offer our customers: comprehensive, stimulating furnishing, spatial and media solutions for educational establishments. In addition, we offer an extensive range of services such as planning, project support and customer service.

Our products stand out for their quality, functionality and durability. As has been proved by comparisons worldwide. The issue of sustainability is extremely important for us. And so too, of course, is safety. And you will find information about both these topics in this catalogue.

We hope you enjoy browsing through it, discovering new ideas and planning your space! If you need answers to any questions, advice or project support, our qualified customer support staff will be delighted to assist you personally.

Good to know	4
FloorFriends	15
Students' chairs	25
Students' chairs (multi-year classroom groups)	47
Teachers' chairs	57
Students' desks	65
Teachers' desks	93
Media rail systems	103
Boards	113
Multipurpose chairs, office swivel chairs	127
Upholstery elements	161
Multipurpose tables	171
School office	197
Serie 2000 (partition walls)	207
SPACE (storage space)	211
Shift+ (storage space)	215
LearnBox (personal storage space)	223
Serie 600 (mobile storage space)	227
Serie 800-Mobil (mobile storage space)	235
Serie 800 (cabinet walls)	241
List of materials	285



Furniture supplier and fitter for the knowledge society since 1898

VS Vereinigte Spezialmöbelfabriken GmbH & Co. KG is one of the most expert and dynamic full-range suppliers of school equipment in Europe – with a wide range permitting comprehensive equipment concepts for schools, public authorities, offices and conference spaces.

This family-owned company has been developing, manufacturing and marketing furniture and media equipment for the knowledge society for over 120 years. Its head office and sole production site is located in Tauberbischofsheim in Baden-Württemberg, Germany.

It is from here that VS controls the entire logistics chain. This includes consulting and planning by its own specialists as well as delivery, assembly and project support from customer support and service staff. In this way, it is able to develop high-performance, economically attractive end-to-end solutions for its customers.

Whereas in the past, the task was to translate reforming educational ideas into room concepts, the focus nowadays is on modern pedagogic and educational requirements: To design schools as a learning and living space for students and teachers; to provide space for variable learning settings; to create possibilities for differentiated and individual, collaborative and personal, teacher-centered and self-driven learning.

Solutions for digital learning landscapes also play an important role. "VS – Das Systemhaus" is the VS Vereinigte Spezialmöbelfabriken centre of expertise for technical all-round solutions covering every aspect of digital media. As a specialist in the integration of digital media in school and teaching environments, "VS – Das Systemhaus" can supply everything required: interactive displays and boards, peripheral equipment, support systems, safe and secure connection solutions and simple device management. The technical solutions are integrated in the corresponding room and furnishing concepts.



Reliable, sustainable, responsible

As a large, family-owned SME, VS stands for a reliable, responsible and independent business approach. The company has adopted a long-term strategy geared towards sustainability. This has given it its successful competitive position.

Continuity at the company site

VS develops and manufactures its products directly at its headquarters in Tauberbischofsheim and continuously invests in modern production facilities and highly efficient processes. This results in the creation of economically attractive furniture with convincing functionality.

Data and facts

- VS was founded in 1898 as Vereinigte Schulbankfabriken. One of the milestones in the company's history was the development of the wooden skid chair in 1950.
- VS is a family-owned company with 1,500 employees. The Managing Director is Philipp Müller.
- VS has always supported contemporary pedagogic initiatives. VS is developing comprehensive room concepts for educational establishments in the company of the Federal association for posture and movement promotion (Bundesarbeitsgemeinschaft für Haltungs- und Bewegungsförderung e.V.) and the consulting firm LernLandSchaft.

Quality and environmental standards

- Quality management system as per DIN EN ISO 9001.
- Environmental management system as per DIN EN ISO 14001.
- Energy management system as per DIN EN ISO 50001.
- Various quality and environmental certificates awarded to VS products by external test institutes, for example Cradle to Cradle Certified, European Level, GS label for tested safety, the label "TÜV Rheinland certified: Emission-tested. Pollutant-tested", AGR Healthy Back Campaign quality label (Aktion gesunder Rücken e.V.), Greenguard certificate.

Training and vocational education

- Training through seven occupational courses and six work/study courses in the industrial, technical and commercial sectors.
- An in-house technical training center.
- Cooperations with schools and universities.
- Awarded the Dualis label by IHK Heilbronn-Franken as a company with superb training opportunities.
- Gold partner of the Baden-Wuerttemberg Cooperative State University, Mosbach.



EPI: our new Environmental Product Information

How sustainable are our products? What environmental impact do they have in their various life cycle stages, in terms of materials, transport, manufacturing and recycling? Our new environmental product information, the UPI, provides information about this. Among other things, it explains how high the proportion of recycled material is in our products and how low the CO₂ emissions are in their production. In addition, it shows further environmental impacts in a detailed life cycle assessment. In addition to product-specific environmental statements and data, the UPI also contains general statements from VS on the subject of sustainability.

The data basis comes from the so-called GaBi database. Its data sets provide the basis for a standardised life cycle assessment calculation. In addition, the GaBi database is constantly updated and adapted to the latest technologies and economic changes. This means that the LCA results of the new UPI from VS are one-to-one comparable with the EPDs, the Environmental Product Declarations, or other sustainability data sheets.

In addition, a UPI contains statements about the CO₂ footprint and the cradle-to-gate balance. This is the life cycle assessment of the life cycle stages from the purchase of materials to the delivery of materials to the production of the furniture.

This is how our EPI is structured:

- The first page contains a general product description as well as information on the materials used and recycled content. The product life cycle and the carbon footprint are also presented here.
- The life cycle assessment table on the second page includes the global warming potential as well as other environmental impacts – such as soil acidification or ozone layer depletion potential – and a cradle-to-gate balance, i.e. the summary of life cycle stages A1-A3. This also includes information on transport and impacts during use, as well as information on the disposal and recycling phase.
- On the last page of the UPI, we show how we are committed to sustainability.

All in all, the EPI gives us and our customers a comprehensive view of the environmental product characteristics.

VS Vereinigte Spezialmöbelfabriken GmbH & Co. KG - Ersatzteilservice
Hochschule Straße 8 / D-37041 Tautenburgschloß
Tel.: 03041 887770 - Fax: 03041 887777 - ersatzteil@vs-moebel.de

Uno-M, Uno-M-Step.

Uno-M (Schülerstuhl)
Kubelfuß mit Schalenrahmengestell und Tischplatte aus LUDOLUR oder Sperrplatte mit angeregter PUR-Kante.

Uno-M mit Dreiecks-Steuer (bis Sep. 2005)
T = 50 cm: 02415, 02416
T = 65 cm: 02416, 02417, 02418, 02419

Uno-M mit Rundrohr-Steuer (ab Okt. 2005)
T = 50 cm: 02405, 02406
T = 65 cm: 02411, 02412, 02413
T = 65 cm: 02406, 02407, 02408, 02410

Uno-M-Step mit Rundrohr-Steuer
T = 50 cm: 22405, 22406
T = 65 cm: 22411, 22412, 22413
T = 65 cm: 22406, 22407, 22408, 22410

Uno-M-Step mit Rundrohr-Steuer für den Export
T = 50 cm: 22415, 22416
T = 65 cm: 22416, 22417, 22418, 22420, 22421

Hinweis:
Um welches Modell es sich bei Ihrem Stuhl handelt, sehen Sie am Aufkleber auf der Unterseite der Sitzschale (mit Auftrags- / AB-Nummer, Modellnummer und Lieferwoche (LW)). Schülerstühle sind entsprechend der DIN EN 1229 farblich markiert.

Beachten Sie folgende Markierungen:
L = Modell mit LUDOLUR-Platte
S = Modell mit schweißnahtverschweißten Sperrplatte
H = Modell nicht mehr lieferbar

Beachten Sie für Tischplatten:
die **Frach- und Mengenbedingung Nr. 1**:
1 Platte = 20,00; 2 Platten = 30,00; ab 3 Platten 40,00
Süßkart für Bonitenkarte
die **Frach- und Mengenbedingung Nr. 2**:
1 Platte = 7,00; ab 2 Platten 20,00; ab 3 Platten 40,00
Süßkart für Bonitenkarte

den Mengenrath:
ab 10 Platten je Größe: 15% Nachlass

VS Vereinigte Spezialmöbelfabriken GmbH & Co. KG - Ersatzteilservice
Hochschule Straße 8 / D-37041 Tautenburgschloß
Tel.: 03041 887770 - Fax: 03041 887777 - ersatzteil@vs-moebel.de

PontoSwing-LuPo.

PontoSwing-LuPo (Schülerstuhl)
01001, 01002, 31430, 31431

PontoSwing-LuPo (Ehren- / Dozenten- / Erwachsenenstuhl)
31437

PontoSwing-LuPo (Diplomastuhl)
31005, 31430, 31432

DIN EN 1229 (Schülerstuhl)
h = 200 = Größenklasse 2 VS-Stoßschlingengröße S
h = 250 = Größenklasse 3 VS-Stoßschlingengröße S
h = 300 = Größenklasse 4 VS-Stoßschlingengröße M
h = 400 = Größenklasse 5 VS-Stoßschlingengröße M
h = 450 = Größenklasse 6 VS-Stoßschlingengröße L
h = 500 = Größenklasse 7 VS-Stoßschlingengröße XL

DIN EN 1229 (Schülerstuhl Comfort)
h = 400 = Größenklasse 5 VS-Stoßschlingengröße L
h = 450 = Größenklasse 6 VS-Stoßschlingengröße XL

Hinweis:
Um welches Modell es sich bei Ihrem Stuhl handelt, sehen Sie am Aufkleber auf der Unterseite der Sitzschale (mit Auftrags- / AB-Nummer, Modellnummer und Lieferwoche (LW)). Schülerstühle sind entsprechend der DIN EN 1229 farblich markiert.

Beachten Sie bitte folgende Markierungen:
A = Modell mit Armlehnen
P = Modell mit Polsterung
H = Modell nicht mehr lieferbar

VS Vereinigte Spezialmöbelfabriken GmbH & Co. KG - Ersatzteilservice
Hochschule Straße 8 / D-37041 Tautenburgschloß
Tel.: 03041 887770 - Fax: 03041 887777 - ersatzteil@vs-moebel.de

Umrüstung von Innenzylindern 4001 zu 18001.

Montagehinweis:
Zur Umrüstung unserer guten Schließung 4001 auf unsere aktuell eingesetzte Schließung 18001 liefern wir Austauschschlüssel zu günstigen Konditionen an. Der Innenzylinder 4001 wird mit Hilfe des beiliegenden Demontagegeschlüssels aus dem Schloss entnommen. Anschließend wird der neue Innenzylinder 18001 mit dem demontierten Schlüssel in geöffnetem Zustand werkzeugfrei eingesetzt.

Hinweis zur Schlüsselnummer:
Die Schlüsselnummer finden Sie auf dem Innenzylinder oder auf dem Schlüssel. Bitte beachten Sie zudem den Aufkleber auf Ihrem Modell mit Auftrags (AB-) und Modellnummer sowie Lieferwoche (LW).

Vorgehensweise für die Bestellung:
Bitte füllen Sie das Bestellformular auf Seite 2 aus und lassen Sie es als Dokument unterschreiben und versenden. Tragen Sie die Anzahl der Austauschpacks links neben dem Preis ein.

Spare parts

The VS spare parts service: Sustainability in practice

Our products are designed for maximum durability and many years of use. Even long after you have invested in our furniture, you will still receive spare parts – whether chair glides, locks or keys and much more. This saves all our resources and your wallet.

Reordering is very easy. On our website you will find spare parts lists for the most common school products as PDF files for downloading:

- Order form master keys and spare parts
- Spare parts lists blackboards and interactive media
- Spare parts lists for lockers
- Spare parts lists chairs
- Spare parts lists tables
- Organisation accessories for containers

With the help of diagrams and detailed illustrations, the required parts can be easily identified here and ordered immediately. If the part you need is not included or you are not sure what you need, simply call our spare parts team. Or send a photo by e-mail:

In addition, the spare parts service offers you tips and advice on the proper care, cleaning and disinfection of our products – from furniture surfaces to seat shells, fabric and imitation leather to displays. These PDFs are also available for download on the Spare Parts Service page.



SPACE: Storage space to go

Modern teaching thrives on changing work scenarios in different rooms throughout the day. Ideally, the work materials should also be available in a flexible manner – sometimes in one room, sometimes in another. To leave, to exchange, to take back. This is possible with Space, our storage space to go.

SPACE is available in two versions: as a stationary wall-mounted module SpaceStation-G and as a mobile module with castors SpaceWalk-G. The system is based on the Gragnell® system. The system is based on the Gragnell boxes. In the stationary module, the boxes are stored in a central location, prepared with teaching materials: for example, with everything needed for a specific task. Or with utensils for handicrafts and crafts. Or the equipment for experiments. The different colours of the boxes and the labelling on the front provide an overview.

The principle

From SpaceStation-G, the required boxes are repacked into the mobile module SpaceWalk-G and rolled to the classroom. Here, the pupils take the boxes and bring them to their workplaces.

This is where it pays off that SPACE is coordinated with our other furniture systems: the Gragnell boxes can be pushed under the corresponding pupil desks. They can be stored in the Shift+ Landscape and Series 800 storage units. And they fit under the Shift+ Up pedestal.

When the students have finished their task, they put the boxes back into SpaceWalk-G. This makes keeping order easy. Afterwards, SpaceWalk-G remains in the classroom until the next assignment or is pushed into the next room. The teacher can also take the module together with the boxes into the teachers' room to correct the work results.





Whether in frontal teaching or for individual and group work, whether in the classroom, in the compartment or in science rooms: work utensils can be easily transferred from one piece of furniture to the next in the Grattellsboxes. Even entire class sets can be moved from the central storage areas to the respective place of use with the help of the mobile units.

Construction and equipment


Since Space is subject to a lot of stress, the modules have to be robust and – in the case of SpaceWalk-G – still easy to move. High load-bearing capacity, simple operation and an appealing design were therefore decisive for us in the design.

The frame of the SPACE modules is made of powder-coated rectangular steel tubing at our factory in Tauberbischofsheim. Top shelves, side panels and doors are made of powder-coated sheet steel. The door is only available with a lock and can be opened 180°. The guide rails for the Grattell boxes have pull-out stops.

SpaceWalk-G is equipped with four lockable double swivel castors. There are models that can be used on one, both sides or alternately. SpaceStation-G has plastic glides; this module is always attached to the wall. If several SpaceStation-G are placed next to each other, they should be linked with row connectors.

SpaceStation-G can hold 18 flat or 8 high boxes per row, with or without lids. SpaceWalk-G can hold a maximum of 9 flat or 4 tall boxes per row, also with or without lids. Each box can be loaded with a maximum of 5 kilograms.

SPACE is available in various designs: with or without side panels, with or without doors, plain or in different colours for each component.





Tano: one table, many placement options



The unusual shape of the tabletop is the hallmark of our new Tano student's table: an asymmetrical student's table where one corner has a slightly blunter design. Thanks to this shape, Tano is particularly versatile and very easy to combine: In no time at all, the fully-fledged individual workstation becomes a table for partner or small group work or for the large group.

Tano is available in the fixed size categories from 2 to 7, as well as in size 0 and 30 centimetres for learning close to the floor and table height 74 centimetres for office use or five-fold height-adjustable. All models are available in two

widths. The stackable table is thus suitable for flexible learning and working from primary school to grade 13 and in the staff room.

A Gratnell box can be inserted under the tabletop. A folder hook can be attached to the side of the table.

To make Tano easier to move, it is also available with two lockable castors. It is available in various materials and colours. All in all, a flexible multifunctional table for any size of room.





New learning space concepts, many ways to learn

The school day is becoming ever more dynamic and varied. It is moving away from continuous teacher-centred teaching, the time spent at school is increasing and full-day schools offering optional extra-curricular activities are becoming ever more popular. All this demands new types of space concepts.

Mobile furniture such as the Shift+ range and the elements in the FloorFriends concept support this need for versatile learning and working landscapes. Further modules are now being added: the ShiftUp stage element and the Leaf tent element. These provide an uncomplicated way of designing varied teaching scenarios that respond particularly well to children's needs.

Both of these elements can be erected and dismantled quickly and easily and can be stored away to save space after use. As a result, the space can be designed to meet the current needs at any time. These elements are intuitive to use. Even children under the age of 12 years are able to use them to create learning spaces on their own initiative.

ShiftUp is a simple stage unit that can be combined in many different configurations and can also be used as a low table or table-bench combination. The dimensions have been designed for use with the FloorFriends floor mats and the Shift+ Landscape shelf and cabinet elements. The basic shapes available are triangular and rectangular. The top can be turned over without the need for any tools so that either the walking or writing surface is facing upwards. In the school environment, ShiftUp is suitable for use in classrooms just as much as it is in shared spaces such as the canteen, main hall or library.

The Leaf tent element opens up a completely new dimension for learning spaces. Children love nooks and crannies and sheltered places to retreat into. With Leaf, such spaces can be created in moments. In this way, it is possible to create tunnels, group tents or individual refuges where children will find exactly the learning conditions that they need for concentrated individual work or quiet discussions. One space becomes many spaces, groups can be split up and variety and individuality are encouraged.



VS Stakki, a new, iconic chair

Three legs, triangular basic shape, minimized design, manufactured from a single part. The VS Stakki chair stands out at first sight. It is visually and functionally unique – an iconic chair. It is also sustainable thanks to the low raw-material input and the recyclable material used.


VS Stakki is manufactured as a monoblock unit using multicomponent injection moulding coupled with an internal gas pressure process. This gives it volume and stability at a weight of only 3.8 kilograms.

Users can sit on VS Stakki equally well and ergonomically in any way they want: front-on, side-on or astride. The triangular basic shape also helps save space. The chairs can be accommodated like the pieces of a cake under a round table. The dual-component glide elements ensure stability and are also very gentle on the floor. Their stepped shape and the concave leg profile permit intuitive stacking of the chairs. Ten units can be stacked almost vertically on top of one another.

VS Stakki has been comprehensively tested and is certified as being safe. The tests conducted by the TÜV certification authority certify that it is suitable and approved for indoor and outdoor use.

VS Stakki was designed by Martin Ballendat. The designer and his studio have already worked for numerous international companies and brands. He designs furniture for residential, office and other non-residential uses. He has always been fascinated by the question of chairs.

In the case of VS Stakki, he has provided an extreme example of the designer's art. He wanted to reduce the chair to the absolute minimum: As little as conceivably possible to provide the greatest possible functionality. And he has succeeded. Thanks to the "high design quality", VS Stakki received a Red Dot in the categories Innovative Product and Furniture Design at the Red Dot Award 2020.





Hokki®, Hokki®+ Height-adjustable active stool

Hokki is the solution for dynamic sitting. Thanks to its rounded base, it can move in all directions and consequently permits permanent changes of posture without difficulty. Not only is this fun, it also aids motor capabilities.

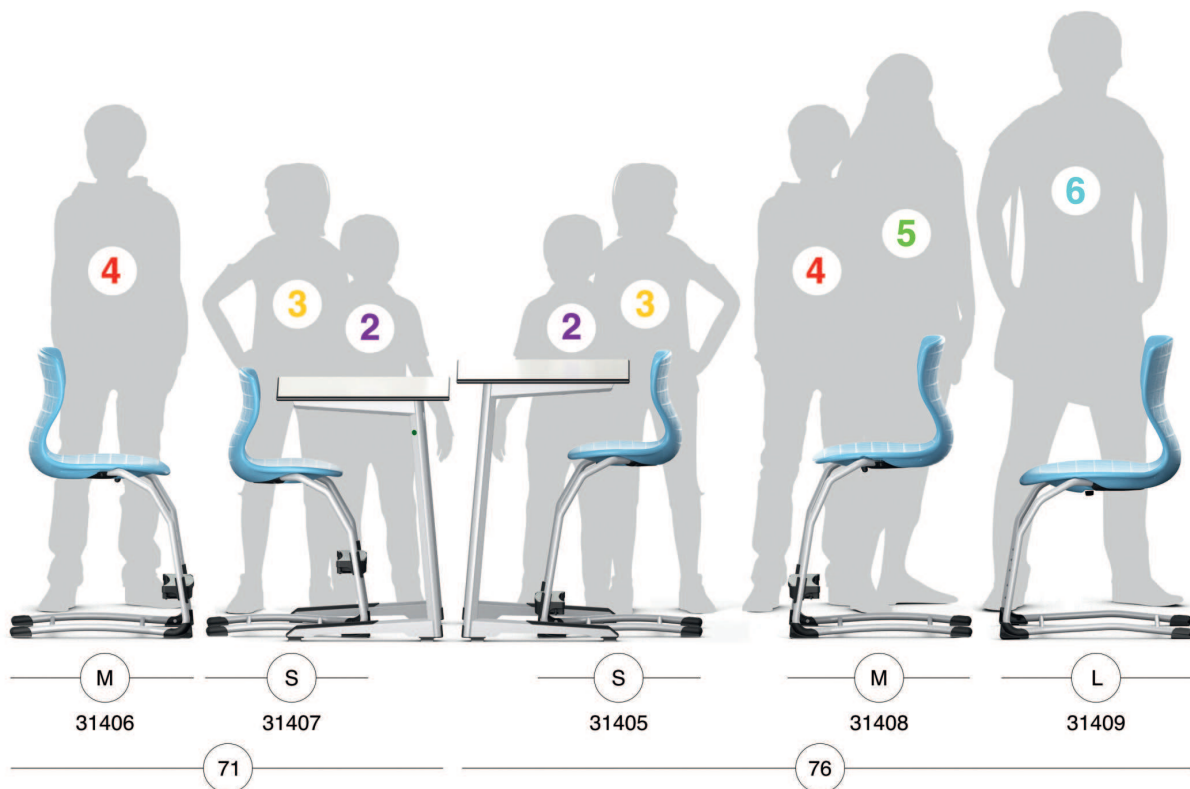
The Hokki is now also available as the height-adjustable Hokki+ variant. The two models have a height adjustment range of 38 to 50 or 50 to 68 centimetres. This makes it possible to cover all school requirements.

Just like the fixed-height Hokkis, both models of the Hokki+ possess the quality label awarded by the Healthy Back Campaign (Aktion Gesunder Rücken e.V.) and have been tested and recommended by the Bundesverband deutscher Rückenschulen e.V. (German federal back training association) and the forum Gesunder Rücken – besser leben e.V. (Healthy back for a better life).

The Hokki+ is extremely stable but also so light that even children and young people are able to carry it. The adjustment mechanism with its gas spring is immediately accessible and can be activated from anywhere under the seating surface.

The basic body of the Hokki and Hokki+ is made from recyclable polypropylene. This makes this active stool extremely scratch-resistant. Even the toughest everyday conditions pose practically no threat.





Level-LuPo and Level-VF Healthy sitting for all ages

Ergonomics plays a major role at school. That is why DIN EN 1729 defines the dimensions required of school furniture so that children and young people of all sizes can work at it productively and healthily.

Conventionally equipped classes contain chairs and tables of different sizes in one and the same room. The size of the chair is determined by the distance between the floor and the seating surface and the size of the seat shell. The table height is harmonized with this.

In **multi-year learning environments**, there is only one common table height. It is the chairs that ensure ergonomic seating. In this case, the chair size is defined by the distance from the foot support to the seating surface, the distance from the seating surface to the table top and the size of the seat shell.

The frames of the Level-LuPo and Level-VF chairs have drill holes at four different fixed heights. These make it possible to adjust the height of the foot support in accordance with the specified standard sizes as well as for further seating heights.

Two Level models have been developed for the **table height of 71 centimetres**: with seat shell S for the standard chair sizes 2 and 3, and with seat shell M for standard size 4.

For the **table height of 76 centimetres**, there are three models: with seat shell S for the standard sizes 2 and 3, with seat shell M for the standard sizes 4 and 5, and with seat shell L – in this case without foot support – for standard size 6.

In multi-year learning environments, Grattells boxes, lattice-type book storage or chair suspensions restrict the freedom of the legs and should therefore not be used.



Detailed information on the Level and the other chairs in the series can be found in the "Level" catalogue.

FloorFriends



PRODUCT INFORMATION Welcome_TY_EN - 29.11.2021 - www.vs-furniture.com







Welcome Cloakroom system for kindergartens and primary schools with the “slippers in class” principle

System consisting of an optionally combinable wall panel with clothes hooks, a shoe cabinet and a wall cabinet. Wall panel made from 19-mm-thick melamine resin-coated chipboard with four black double hooks offset from one another. The hooks, which have been certified by the TÜV product testing authority are rounded and equipped with a curved top part to prevent injury. The gap to the wall required for installation is covered with a sealing lip. The wall panels are available in two heights, making them suitable for kindergartens and primary schools and each panel can be used by a maximum of eight children.

Shoe cabinet consisting of a body made from melamine resin-coated chipboard with a central partition and two fixed, glued panels. The four shoe compartments for eight pairs of shoes can optionally be equipped with a black plastic base for putting shoes on. A tough HPL cover panel can be mounted on the top panel. The shoe cabinet, which possesses a set-back 8-mm base, is positioned in front of the wall panel and is screwed to it.

Wall cabinet consisting of a body which is subdivided into four compartments and made from melamine resin-coated chipboard. The wall cabinet is fixed directly to the wall above the wall panel.

The following material groups are available to choose from: Body made of chipboard: L6; Wall panel: L3.

							
Welcome		40030	40031	40032	40033	40034	40035
	w-h-d	100-121,5-9	100-159-9	100-40,4-35	100-30-25	100-35,5-1,3	47,1-4,4-31,9
	FH	3	4				
		Cloakroom panel		Shoe cabinet	Wall-mounted cabinet	Cover panel	Shoe compartment tray



PRODUCT INFORMATION Shift-p-Up_TY_EN - 22.12.2022 - www.vs-furniture.com

Shift+ Up Table-bench platform for presentations and floor-level learning.

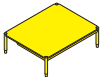

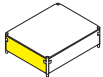
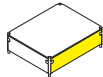
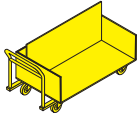


Multipurpose unit which can be used as a platform, table or bench. Stage-like landscapes of a maximum of two levels can be created from the rectangular and triangular elements. Centre distances matching the storage room units and mats of the Shift+ series.

Frame made from circular steel tubing with all-round rectangular tube edge. The legs are equipped with conical stacking and glide elements and can be securely stacked on top of one another up to a height of two using a spring buffer. Elements located next to one another (max 20 sqm) must be linked together using a flexible rotary connector. Optionally with guide for plastic Grathells boxes.

Tops made from plywood. One side with anti-slip screen-printed structure for standing on and the other with a smooth surface for use as a table or for writing. The top can also be turned without the need for any tools. The sides can be closed off with an insertable panel for use as a stage.

Transport cart for the tops and the elements inserted in one another.

The following material groups are available to choose from: Frame made of steel tube: M1; (plain black); Grathells plastic box: C3.

								
Shift+ Landscape		09451	09452	09453	09454	09456	09457	09455
w-d		105,5-85	104-104			174-83		
w				77,5	98			
h		32			22,5	91		
h (2-high)		59						
			60°					
Capacity of transport trolley						6 platforms		
Packaging unit								2 pieces



PRODUCT INFORMATION Leaf_TY_EN - 22.02.2022 - www.vs-furniture.com

Leaf

Tent element for floor-level learning.

Tent elements for creating individual withdrawal areas in the classroom for individual children or small groups. The triangular material elements can be combined with the mats from the Shift+ series to create tent configurations and nooks and crannies. Similarly, the textile sail-type elements can be fixed to any magnetic surface (cabinets from the Shift+ series) using magnetic fastenings. A tent pole, which can also be used in combination with the Gugl storage element and/or the triangular Shift+-Landscape mats, makes it possible to construct a round tent consisting of a maximum of 6 sail elements. Textile sail element, consisting of a stretch fabric and glass fibre rods for tensioning the triangular surface. With 3 fixing points on the long and one fixing point on the short side.

Tent pole, consisting of a solid wood pole with stand plate made of HPL solid board and with a 6-way adapter in two heights, positionable using a bayonet fixing.

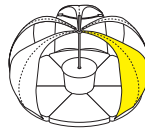
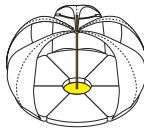
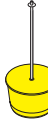

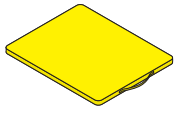
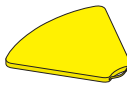
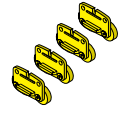
Shift+-Landscape mats, optionally with 1 to 3 fixing points (see above).

Magnetic fixings to fasten the sail elements to any magnetic surface.

Storage bag for transporting and storing the sail elements and curved glass-fibre rods.

Fire protection of upholstered mats optional according to DIN 66084 corresponding to classes P-c (low), P-b (medium), P-a (high).

The following material groups are available to choose from: Fabric sails: S77; Fabric cover: 40,64,81.

								
Leaf		09448	09449	01486	09450	09446	09447	09444
	w	circa 96			108	105	106	5
	h	circa 226	172	40		8		3
	d				40/13	85	25-87	
	ø		46	64/47				
	Arc						60°	
	Quantity							4
								Magnetic fitting



PRODUCT INFORMATION Gugl_TY_EN - 09.12.2021 - www.vs-furniture.com

Gugl

Occasional-element with integrated storage space. FloorFriends for floor-level learning.

Body made from deep-drawn, conical ABS plastic. The body is stackable.

Top made from HPL top. The top can be removed to access the storage space and is equipped with a groove to protect it against slipping. The storage space can accommodate back casters (09379), carpets (09440) or upholstery mats (09445).

Padded mats consisting of a thick, foam-padded body with anti-slip bottom, side carrying loop and a black, all-round surrounding strap. The top seating surface consists of a hard-wearing, coloured covering.

Fire protection of upholstered mats optional according to DIN 66084 corresponding to classes P-c (low), P-b (medium), P-a (high).

Equipment: Optionally available with a black polypropylene pen insert in the top.

The following material groups are available to choose from: Body made of plastic: C(white, black grey RAL 7021); HPL-top: L4; Fabric cover: S40,64,81.

	DIN EN h = 40 ○ 0						
Gugl			09447	09379	09440	09445	01486
w			106	525	410		
d			25-87		334		
h			8		7	30	400
ø				200			635/473
Arc			60°				
Storage in the table until max.				3	30	20	



PRODUCT INFORMATION Shift-p-LSitz_TY_EN - 03.02.2023 - www.vs-furniture.com

Shift+ Landscape Soft seating elements.

Upholstered-element system consisting of carcass and seating elements.

Seating elements are linear or curved stools. Individual elements can be combined to form complete landscapes. Elements consisting of a floor plate with plastic or felt glide elements and a cushion of foam with leatherette cover.








Upholstered-element in 3 fixed heights.

Carcass of melamine-resin-coated chipboards with glued-on plastic edge. With glued centre wall for partitioning the carcass. With rows of holes (25 mm) for adjustable shelf inserts and a perforated-plate back panel.

Function: Curved Landscape seating and cabinet elements can be combined linearly and, thanks to the matched inner and outer radii, back to back to create circular and serpentine seating/cabinet landscapes.

Fire protection of the upholstery elements optionally according to DIN 66084 corresponding to classes P-c (low), P-b (medium), P-a (high).

The following material groups are available to choose from: Body made of chipboard: L4; Perforated-plate: M1; Fabric cover: S40,64,81.

	Seat heights for students' seating elements h = 30 ● 2 h = 38 ● 4 h = 46 ● 6								
Shift+ Landscape		45298	45297	09325	09328	09329	09326	09327	
	w	105,5	110	52,75	105,5	110	140,8/105,5		
	h	42		30-38-46					
	d	52,75					72,5/52,75		
	Size		2-4-6						
	Shelves	two sides	one side			60°			



PRODUCT INFORMATION Shift-p-LMatten_TY_EN - 17.11.2021 - www.vs-furniture.com

Shift+ Landscape Padded mats, carpets and back support rolls. FloorFriends for floor-level learning.

Padded mats consisting of a thick, foam-padded body with anti-slip bottom, side carrying loop and a black, all-round surrounding strap. Available in rectangular form or as a 60° wedge-shaped element to match the Shift+ cabinets. Can be used as a floor covering for one person or as a chair covering. The top seating surface consists of a hard-wearing, coloured covering.

Carpet consisting of a top surface made from black, hard-wearing artificial fibres and a rubberized, slip-proof bottom side. With side carrying loop. Available in rectangular form or as a 60° wedge-shaped element to match the Shift+ cabinets.

Back support roll consisting of a foam-padded body with black side element and hard-wearing, coloured covering.

Fire protection of upholstered mats optional according to DIN 66084 corresponding to classes P-c (low), P-b (medium), P-a (high).

The following material groups are available to choose from: Fabric cover: S40,64,81.

Shift+ Landscape				Carpet			Padded mats	
		09379	09440	09441	09442	09445	09446	09447
	w-d		410-334	1050-850	1064/240-878	410-334	1050-850	1062/250-868
	w	525						
	h			7		30	80	
	ø	200						
	Arch				60°			60°



PRODUCT INFORMATION Stapelstein_TY_EN - 18.01.2023 - www.vs-furniture.com

Stapelstein




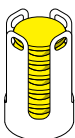

Multifunctional sitting and play elements.

FloorFriends for floor-level learning.

Structure made from expanded polypropylene (EPP). The "stone" (180g) and "spinning stone" (268g) are lightweight, odourless, water-resistant and free from chemical propellants. Stacking stones can be stacked to save space. Multifunctional and ideal for sitting, swaying, learning and playing. Both products can be combined to create active seating of varying heights. Maximum load: 180kg.

Sets of 6 or 12 stacking boards, optionally available with bag. 6 boards optionally with storage column.

The following material groups are available to choose from: Stapelstein Body made of EPP: C5.

							
Stapelstein			09388	09389	09387	09397	09374
	ø mm		355	355	270		
	h mm		80	80	120		
	Amount		6	12	1	6	
	maximum load kg		180		120		
	Weight g		180		268		
			Stackable bricks		Balance board		Play cards



PRODUCT INFORMATION EcoTable-R-Floor_TY_EN - 06.03.2023 - www.vs-furniture.com

EcoTable-R FloorFriends tables for floor-level learning.


Frame consisting of an all-round rectangular steel edging with welded-on table legs made from circular tubular steel, powder-coated with coloured epoxy resin. Table with levelling screw-type feet, glide elements for hard or soft floorings or universal glide elements.

Tables in extra-low heights of 40 cm for floor-level learning.

Table top made from 19-mm or 25-mm melamine resin-coated or laminate-coated chipboard with glued plastic edge or highly rigid moulded PUR edge. Some also with rigid 13-mm HPL top. All models available with angled or curved (radius = 25 mm) corners.

Optionally available with plastic Grattells box integrated in the edge frame.

The following material groups are available to choose from: Frame made of steel: M1; Top made of chipboard: L6; HPL-top: L4; Chipboard with laminate: L9.

						
EcoTable-R	d = 50		23000	23001	23002	23003
	d = 60		23005	23006	23007	23008
	d = 65		23010	23011		23013
	w		70	75	120	130
	h other cm		40			

Students' chairs



PRODUCT INFORMATION Jumper-Air-S-Active_TY_EN - 03.02.2023 - www.vs-furniture.com

JUMPER Air Active

Forward-sprung cantilevered chair for students.




Frame made from curved, powder-coated or chromium-plated circular steel tube. In sizes 4-7, with an extremely stable strut between the skids. The chair is stackable (see table).

Chair in 6 fixed heights.

Seat shell made from double-walled, structured polypropylene (Air) for comfortable seating with air cushion effect. With covered seat fixing and grip hole. Comfort model with large seat shell available for sizes 5 and 6.

Equipment and options. Glide elements for hard or soft floors or dual-component multipurpose glide elements or, optionally, interchangeable glides with replaceable glide elements.

The following material groups are available to choose from: Frame made of steel tube: M1,(chrome-plated); Seat and backrest: C4.

		Seating heights (± 1 cm) for students' chairs ● 2 = 31 cm ● 3 = 35 cm ● 4 = 38 cm ● 5 = 43 cm ● 6 = 46 cm ● 7 = 51 cm				
JUMPER Air Active				33400		
	Comfort					33401
	Fixed height			2 3	4 5 6 7	
	Fixed height cm					43-46
	Seat shell			S S	M M L XL	L XL
	Stacking height			5		



PRODUCT INFORMATION Jumper-Air-S-Four_TY_EN - 03.02.2023 - www.vs-furniture.com

JUMPER Air Four Four-legged chair for students.

Frame made from curved, powder-coated or chromium-plated circular steel tube. The chair is stackable (see table).


Chair in 6 fixed heights.

Seat shell made from double-walled, structured polypropylene (Air) for comfortable seating with air cushion effect. With covered seat fixing and grip hole.

Equipment and options. Glide elements for hard and soft floors or 2C universal glide elements.

Accessories. Stacking trolley model 31198 for 1 stack of chairs (Size 6).

The following material groups are available to choose from: Frame made of steel tube: M1,(chrome-plated); Seat and backrest: C4.

	Seating heights (± 1 cm) for students' chairs ● 2 = 31 cm ● 3 = 35 cm ● 4 = 38 cm ● 5 = 43 cm ● 6 = 46 cm ● 7 = 51 cm		
JUMPER Air Four			33300
	Fixed height		2 3 4 5 6 7
	Seat shell		S S M M L XL
	Stacking height		5



PRODUCT INFORMATION Jumper-Air-S-Move_TY_EN - 03.02.2023 - www.vs-furniture.com

JUMPER Air Move

Height-adjustable swivel chair for students.


Frame consisting of an aluminium star-foot and plastic-covered gas spring mechanism. Available as Fixed model with non-adjustable seat height or height-adjustable Lift model.

Chair in fixed height or height-adjustable.

Seat shell made from double-walled, structured polypropylene (Air) for comfortable seating with air cushion effect. With concealed seat fixing and grip hole.

Equipment and options. Glide elements or castors for hard and soft floors or 2C universal glide elements. Optionally available with foot ring or particularly easy-to-use 3D tilt mechanism. With piggy-back hook for suspension of chair on table tops.

The following material groups are available to choose from: Foot of aluminum: M1; Seat and backrest: C4.

		Seating heights (± 1 cm) for students' chairs ● 3 = 35 cm ● 4 = 38 cm ● 5 = 43 cm ● 6 = 46 cm ● 7 = 51 cm When fitted with castors, the height increases by 23,5 mm.				
JUMPER Air Move	Fix			33501		
	Lift				33502	33506
		Fixed height		6		
		Variable height adjustment			35-43,9 cm (3 4 5)	41,8-54,6 cm (5 6 7)
	Seat shell			L	M	L



PRODUCT INFORMATION Jumper-Ply-S-Active_TY_EN - 06.03.2023 - www.vs-furniture.com

JUMPER Ply Active Forward-sprung cantilevered chair for students.

Frame made from curved, powder-coated or chromium-plated circular steel tube. In sizes 4-7, with an extremely stable strut between the skids. The chair is stackable (see table).

Chair in 6 fixed heights.

Seat shell made from beech plywood (Ply) with anti-slip paint, concealed seat fixing and grip hole. Comfort model with large seat shell available for sizes 5 and 6.

Equipment and options. Glide elements for hard or soft floors or dual-component multipurpose glide elements or, optionally, interchangeable glides with replaceable glide elements.

The following material groups are available to choose from: Frame made of steel tube: M1,(chrome-plated); Seat and backrest: H1.

		Seating heights (± 1 cm) for students' chairs ● 2 = 31 cm ● 3 = 35 cm ● 4 = 38 cm ● 5 = 43 cm ● 6 = 46 cm ● 7 = 51 cm				
JUMPER Ply Active				33450		
	Comfort			33451		
	Fixed height			2 3	4 5 6 7	
	Fixed height cm					43-46
	Seat shell			S S	M M L XL	L XL
	Stacking height			5		



PRODUCT INFORMATION Jumper-Ply-S-Four_TY_EN - 06.03.2023 - www.vs-furniture.com

JUMPER Ply Four

Four-legged chair for students.

Frame made from curved, powder-coated or chromium-plated circular steel tube. The chair is stackable (see table).


Chair in 6 fixed heights.

Seat shell made from beech plywood (Ply) with anti-slip paint, concealed seat fixing and grip hole.

Equipment and options. Glide elements for hard and soft floors or 2C universal glide elements.

Accessories. Stacking trolley model 31198 for 1 stack of chairs (Size 6).

The following material groups are available to choose from: Frame made of steel tube: M1,(chrome-plated); Seat and backrest: H1.

	Seating heights (± 1 cm) for students' chairs ● 2 = 31 cm ● 3 = 35 cm ● 4 = 38 cm ● 5 = 43 cm ● 6 = 46 cm ● 7 = 51 cm		
JUMPER Ply Four			33350
	Fixed height		2 3 4 5 6 7
	Seat shell		S S M M L XL
	Stacking height		5



PRODUCT INFORMATION Jumper-Ply-S-Move_TY_EN - 06.03.2023 - www.vs-furniture.com

JUMPER Ply Move

Height-adjustable swivel chair for students.

Frame consisting of an aluminium star-foot and plastic-covered gas spring mechanism.

Chair height-adjustable.

Seat shell made from beech plywood (Ply) with anti-slip paint, concealed seat fixing and grip hole.

Equipment and options. Glide elements or castors for hard and soft floors or 2C universal glide elements. Optionally available with foot ring or particularly easy-to-use 3D tilt mechanism. With piggy-back hook for suspension of chair on table tops.

The following material groups are available to choose from: Foot of aluminum: M1; Seat and backrest: H1.

		Seating heights (± 1 cm) for students' chairs ● 3 = 35 cm ● 4 = 38 cm ● 5 = 43 cm ● 6 = 46 cm ● 7 = 51 cm When fitted with castors, the height increases by 23,5 mm.			
JUMPER Ply Move	Lift			33552	33556
		Variable height adjustment		33,3-43,4 cm (3 4 5)	41,5-56,7 cm (5 6 7)
		Seat shell		M	L



PRODUCT INFORMATION PMove-LuPo-Schul_TY_EN - 03.02.2023 - www.vs-furniture.com

PantoMove-LuPo Star-foot chair – the ergonomic seating solution.



Frame consisting of an aluminum star-foot and plastic-covered gas spring mechanism. Available as Fixed model with non-adjustable seat height or height-adjustable Lift model.

Chair in fixed height or height-adjustable.

Seat shell made from double-walled, structured polypropylene (LuPo) for comfortable seating with air cushion. With concealed seat fixing and grip hole.

Equipment and options: Glide elements or castors for hard and soft floors or 2C universal glide elements. Optionally available with foot ring or with particularly easy-to-use 3D rocker mechanism. Model 31505 with reduced weight gas spring mechanism suitable for children. With piggyback hook for chair suspension on tabletops.

The following material groups are available to choose from: Frame made of steel tube: M1; Seat and backrest: C1.

		Seating heights (± 1 cm) for students' chairs ● 3 = 35 cm ● 4 = 38 cm ● 5 = 43 cm ● 6 = 46 cm ● 7 = 51 cm When fitted with castors, the height increases by 23,5 mm.		 		
PantoMove-LuPo	Fix			31501		
	Lift				31505	31506
	Fixed height			6		
	Variable height adjustment				34,1-43 cm (3 4 5)	42,4-55,2 cm (5 6 7)
	Seat shell			L	M	L



PRODUCT INFORMATION PSwing-LuPo-Schul_TY_EN - 03.02.2023 - www.vs-furniture.com

PantoSwing-LuPo

Forward-flexing cantilever chair – the ergonomic seating solution.

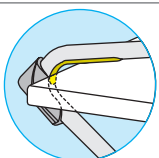



Frame made from bent, powder-coated or chrome-plated round steel tubing. For sizes 4–7 with extra sturdy cross-strut between the skids.

Chair in 6 fixed heights.

Seat shell of double-walled textured polypropylene (LuPo) for comfortable sitting with air-cushion effect. Concealed seat attachments and grip hole. Comfort model for sizes 5 and 6 with large seat shell.

Equipment and options. Glide elements for hard or soft floors or dual-component multipurpose glide elements or, optionally, interchangeable glides with replaceable glide elements. Optionally available with table edge protection for piggy-back chair stacking.

The following material groups are available to choose from: Frame made of steel tube: M1,(chrome-plated); Seat and backrest: C1.

		Seating heights (± 1 cm) for students' chairs ● 2 = 31 cm ● 3 = 35 cm ● 4 = 38 cm ● 5 = 43 cm ● 6 = 46 cm ● 7 = 51 cm		Optionally with table-edge protection for piggy-back chair mounting.		
						
PantoSwing-LuPo				31400		
	Comfort					31401
	Fixed height			2 3	4 5 6 7	
	Fixed height cm					43-46
	Seat shell			S S	M M L XL	L XL



PRODUCT INFORMATION Compass-LuPo-Schul_TY_EN - 06.03.2023 - www.vs-furniture.com

Compass-LuPo Four-legged chair.

Frame made from curved, welded, powder-coated or chromium-plated circular steel tube.

Chair in 6 fixed heights.

Seat shell made from double-walled, structured polypropylene (LuPo) for comfortable seating with air cushion effect. With covered seat fixing and grip hole.

Equipment and options. Glide elements for hard or soft floors or 2C universal glide elements as well as with hard or soft castors.

The following material groups are available to choose from: Frame made of steel tube: M1,(chrome-plated); Seat and backrest: C1.

		Seating heights (± 1 cm) for students' chairs ● 2 = 31 cm ● 3 = 35 cm ● 4 = 38 cm ● 5 = 43 cm ● 6 = 46 cm ● 7 = 51 cm				
Compass	LuPo				31300	31304
		Fixed height			2 3 4 5 6 7	
		Seat shell			S S M M L XL	



PRODUCT INFORMATION PMove-VF-Schu_TY_EN - 03.02.2023 - www.vs-furniture.com

PantoMove-VF Star-foot chair – the ergonomic seating solution.

Frame consisting of an aluminum star-foot and plastic-covered gas spring mechanism.

Chair height-adjustable.

Seat shell made from beech plywood with anti-slip paint, visible seat fixing and grip hole.

Equipment and options: Glide elements or castors for hard and soft floors or 2C universal glide elements. Optionally available with foot ring or with particularly easy-to-use 3D rocker mechanism. With piggyback hook for chair suspension on tabletops.

The following material groups are available to choose from: Frame made of steel tube: M1; Seat and backrest: H1.

		Seating heights (± 1 cm) for students' chairs ● 3 = 35 cm ● 4 = 38 cm ● 5 = 43 cm ● 6 = 46 cm ● 7 = 51 cm When fitted with castors, the height increases by 23,5 mm.				
PantoMove-VF	Lift				31525	31526
		Variable height adjustment			32,8-42,9 cm (3 4 5)	41,5-56,7 cm (5 6 7)
		Seat shell			M	L



PRODUCT INFORMATION PSwing-VF-SchuL_TY_EN - 03.02.2023 - www.vs-furniture.com

PantoSwing-VF

Forward-flexing cantilever chair – the ergonomic seating solution.

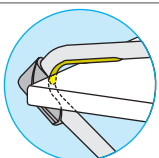


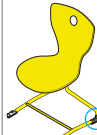
Frame of one-piece bent powder-coated or chrome-plated round steel tube. With extra stable cross member between the skids.

Chair in 6 fixed heights.

Seat shell made from beech plywood (VF) with anti-slip paint and invisible seat mounting. Comfort model for sizes 5 and 6 with large seat shell.

Equipment and options. Glide elements for hard or soft floors or dual-component multipurpose glide elements or, optionally, interchangeable glides with replaceable glide elements. Optionally available with table edge protection for piggy-back chair stacking.

The following material groups are available to choose from: Frame made of steel tube: M1,(chrome-plated); Seat and backrest: H1.

		Seating heights (± 1 cm) for students' chairs ● 2 = 31 cm ● 3 = 35 cm ● 4 = 38 cm ● 5 = 43 cm ● 6 = 46 cm ● 7 = 51 cm		Optionally with table-edge protection for piggy-back chair mounting.		
						
PantoSwing-VF				31420		
	Comfort					31421
	Fixed height			2 3	4 5 6 7	
	Fixed height cm					43-46
	Seat shell			S S	M M L XL	L XL



PRODUCT INFORMATION Compass-VF-Schul_TY_EN - 03.02.2023 - www.vs-furniture.com

Compass-VF Four-legged chair.

Frame made from curved, welded, powder-coated or chromium-plated circular steel tube.



Chair in 6 fixed heights.

Seat shell made from beech plywood (VF) with anti-slip paint and concealed seat fixing.

Equipment and options. Glide elements for hard or soft floors or 2C universal glide elements as well as with hard or soft castors. See table for maximum stacking capacity (ST).

Accessories. Stacking trolley model 31198 for 1 stack of chairs of chair size 6 (46 cm).

The following material groups are available to choose from: Frame made of steel tube: M1,2,7; Seat and backrest: H1,2.

		Seating heights (± 1 cm) for students' chairs ● 2 = 31 cm ● 3 = 35 cm ● 4 = 38 cm ● 5 = 43 cm ● 6 = 46 cm ● 7 = 51 cm			 
Compass	VF			31320	31324
		Fixed height		2 3 4 5 6 7	
		Seat shell		S S M M L XL	
		Stacking height		10	



PRODUCT INFORMATION KN-39-Schul_TY_EN - 03.02.2023 - www.vs-furniture.com

KN-39 Four-legged chair.

Frame of welded, powder-coated or chrome-plated round steel tube.




Chair in 4 fixed heights.

Seat and backrest of beech plywood with visible seat attachments. Optionally with firm upholstery on one side.

Features and options. Glide elements for hard and soft floors. For maximum number stackable, see table.

Accessories. Stacking cart model 03834 for 2 stacks and stacking trolley model 3835 for 1 stack of chairs of chair size 6.

The following material groups are available to choose from: Frame made of steel tube: M1,(chrome-plated); Seat and backrest: H1; Fabric cover: S40,46,51,52,64,73,74,76,78,79,80,81.

	Seating heights (± 1 cm) for students' chairs ● 3 = 35 cm ● 4 = 38 cm ● 5 = 43 cm ● 6 = 46 cm				
KN-39			03901	03902	03903
	Fixed height		3 4 5 6	6	
	Stacking height		10		



PRODUCT INFORMATION Classic_TY_EN - 03.02.2023 - www.vs-furniture.com

Classic Skid-chair.

Frame of sides, skids and seat support of solid beechwood. Seat support with pickapack fitting for storage on table top.
Chair in 5 fixed heights.

Seat and backrest of solid beech and beech plywood with visible backrest attachments.

Features and options. Glides for hard and soft floors.

The following material groups are available to choose from: Frame made of wood: H(natural); Seat and backrest: H(natural).

	Seating heights (± 1 cm) for students' chairs ● 2 = 31 cm ● 3 = 35 cm ● 4 = 38 cm ● 5 = 43 cm ● 6 = 46 cm			
Classic			03100	03101
	Fixed height		2	3 4 5 6



PRODUCT INFORMATION LuPoGlide_TY_EN - 03.02.2023 - www.vs-furniture.com

LuPoGlide Skid-chair.

Frame of welded U-shaped skid and seat support, of powder-coated oval steel tube. Pickupack fitting for storage on table top. Model XL with extra wide seat.


Chair in 6 fixed seat heights.

Seat and backrest of double-walled textured polypropylene for comfortable sitting with air-cushion effect. Back with grip.

Features and options. Glides for hard and soft floors or universal glides (2K). For maximum number stackable (ST) see table.

Accessories. Stacking wagon Model 3414 for 2 stacks and stacking trolley Model 3415 for 1 stack of chairs sizes 5 / 6.

The following material groups are available to choose from: Frame made of steel tube: M1,(chrome-plated); Seat and backrest: C(black grey RAL 7021, dolphin grey).

		Seating heights (± 1 cm) for students' chairs ● 2 = 31 cm ● 3 = 35 cm ● 4 = 38 cm ● 5 = 43 cm ● 6 = 46 cm ● 7 = 51 cm			
LuPoGlide	Standard			03430	
	Comfort				03434
		Fixed height		2 3 4 5 6	6 7
		Seat shell		M M M L L	XL XL
		Stacking height		10	



PRODUCT INFORMATION BasicGlide_TY_EN - 03.02.2023 - www.vs-furniture.com

**BasicGlide
Skid-chair.**

Frame of welded U-shaped skid and seat support, of powder-coated oval steel tube. Pickupack fitting for storage on table top. Model XL with extra wide seat.




Chair in 6 fixed heights.

Seat and backrest of beech plywood with visible seat attachments. Optional with firm upholstery on one side.

Features and options. Glides for hard and soft floors or universal glides (2K). For maximum number stackable (ST) see table.

Accessories. Stacking wagon Model 3414 for 2 stacks and stacking trolley Model 3415 for 1 stack of chairs sizes 5 and 6.

The following material groups are available to choose from: Frame made of steel tube: M1,(chrome-plated); Seat and backrest: H1; Fabric cover: S40,46,51,52,64,73,74,76,78,79,80,81.

		Seating heights (± 1 cm) for children's chairs ● 2 = 31 cm ● 3 = 35 cm ● 4 = 38 cm ● 5 = 43 cm ● 6 = 46 cm ● 7 = 51 cm				
BasicGlide	Standard			03402		
	Comfort				03405	03406
		Fixed height		2 3 4 5 6	6 7	
		Seat shell		S M M L L	XL XL	
		Stacking height		10		



PRODUCT INFORMATION Hokki_TY_EN - 06.03.2023 - www.vs-furniture.com




Hokki, Hokki+ Stool, height-adjustable stool.

Stool made from stable, durable and extremely scratch-resistant polypropylene, fully recyclable. Comes with a lightweight foam seat shell (grey) or optionally with an extra-soft padded artificial leather cover (black). Thermoplastic base screwed to the polypropylene body.

Chair in 5 fixed heights and two versions with gas-spring height adjustment.

Function: Offers freedom of movement in controlled conditions thanks to curved surfaces that stimulate the entire musculo-skeletal system. Easy to carry thanks to ergonomically shaped, undulating seating edge that is easy to grip and also prevents the user from slipping off. The stools are easy to transport and can be moved together to save space. Height-adjustable models with all-round activation mechanism and ergonomic depth suspension.

The following material groups are available to choose from: Body made of plastic: C2.

		Seating heights (± 1 cm) for students' stools ● 2 = 31 cm ● 4 = 38 cm ● 5 = 43 cm ● 6 = 46 cm ● 7 = 51 cm				
Hokki	Fix			03825		
Hokki+	Lift				03813	03814
		Fixed height		2 4 6 7		
		Variable height adjustment			38-50 cm (4 5 6 7)	50-68 cm (7)
		Seat w cm			34,5	
		Optimum table height		2 4 6 7	61-80 cm (4 5 6 7)	73-98cm (7)



PRODUCT INFORMATION Solo_TY_EN - 18.01.2023 - www.vs-furniture.com

Solo Four-legged stool.


Frame of welded, powder-coated round steel tube.

Stool in 5 fixed heights. Each model with 4 seating heights, due to the cross struts positioned at different heights as foot supports.

Seat of beech plywood with concealed seat fixings.

Features and options. Plastic or felt glide elements.

The following material groups are available to choose from: Frame made of steel tube: M1; Seat made of wood: H1.

							
Solo			03826				
	Seat w cm		35				
	Distance of seat to floor cm		46	52	61	65	83
	Distance of seat to foot support h cm		24,8/29,8/34,8/39,8				
	Optimum table height cm		69-76	75-82	84-91	88-95	106-113
	Stacking height		4				



PRODUCT INFORMATION Rondo-FixLift_TY_EN - 03.02.2023 - www.vs-furniture.com

Rondo Four-legged stool, stool with five-star foot.

Rondo-Fix.

Frame of welded, powder-coated round steel tube.

Stool in 6 fixed heights.

Seat of beech plywood with concealed seat attachments.

Features and options. Glides for hard and soft floors. For maximum number stackable see table.

Rondo-Lift.

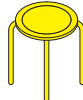

Frame consists of aluminium 5-star foot and a gas-spring with plastic cover.

Frame sizes adjustable in height.

Seat of beech plywood with concealed seat attachments.

Features and options. Glide elements or castors for hard or soft floors or 2C universal glide elements. Can be swivelled.

The following material groups are available to choose from: Frame made of steel tube: M1,(chrome-plated); Seat made of wood: H1.

		Seating heights (± 1 cm) for students' stools ● 3 = 35 cm ● 4 = 38 cm ● 5 = 43 cm ● 6 = 46 cm ● 7 = 51 cm When fitted with castors, the height increases by 25 mm.		 	
Rondo	Fix			03823	
	Lift				03822
		Fixed height		3 4 5 6 7 55cm	
		Variable height adjustment			37,5-50 cm (4 5 6 7)
		Seat ø cm		35	
		Optimum table height cm		3 4 5 6 7 78-85cm	60,5-80 cm (4 5 6 7)
		Stacking height		15	



PRODUCT INFORMATION LuPoStool_TY_EN - 18.01.2023 - www.vs-furniture.com

LuPoStool Skid stool.

Frame made from welded U-shaped skid and seat supports made from chromium-plated or powder-coated oval steel tubing. Piggy-back design for suspension from table top. Small model without foot support, medium and large model with foot support.

Chair sizes for raised seating in 3 fixed heights in accordance with DIN EN 1729.

Seat made from double-walled, structured polypropylene for comfortable seating with air cushion effect.

Equipment and options. Glide elements for hard and soft floors or 2C universal glide elements. See table for maximum stacking capacity.

Accessories. Stacking cart model 03414 for 2 stacks and stacking trolley model 03415 for 1 stack of chairs.

The following material groups are available to choose from: Frame made of steel tube: M1,(chrome-plated); Seat and backrest: C(black grey RAL 7021, dolphin grey).

LuPoStool					03428			03429
Seat w cm					37			
Distance of seat to floor cm			46	56	61	46	56	61
Distance of seat to foot support h cm				40			40	
Optimum table height cm			69-76	79-86	84-91	69-76	79-86	84-91
Stacking height			6	2	3	6	2	3

Students' chairs (multi-year classroom groups)



PRODUCT INFORMATION Jumper-Air-S-Level_TY_EN - 03.02.2023 - www.vs-furniture.com

JUMPER Air Level

Skid chair for ergonomic sitting at high tables.

Frame made from curved, powder-coated or chromium-plated circular steel tube with height-adjustable foot support (optional in 33409) that can be adapted step-by-step to the required size without any tools. Two robust cross-pieces between the skids ensure the smooth, precise guidance of the foot supports.




Chair for raised seating at 71 or 76 cm-high tables. In fixed heights each with 4 foot support settings.

Seat shell made from double-walled, structured polypropylene (Air) for comfortable seating with air cushion effect. With covered seat fixing and grip hole.

Equipment and options. Glide elements for hard or soft floors or dual-component multipurpose glide elements or, optionally, interchangeable glides with replaceable glide elements. For maximum number stackable with foot supports in upper "park position" (ST), see table.

Recommendation. JUMPER Air Level can be combined with school tables (without bookshelf and chair suspension) of height 71 or 76 cm.

The following material groups are available to choose from: Frame made of steel tube: M1,(chrome-plated); Seat and backrest: C4.

	Seating heights (± 1 cm) for students' chairs ● 2 = 31 cm ● 3 = 35 cm ● 4 = 38 cm ● 5 = 43 cm ● 6 = 46 cm				
JUMPER Air Level	33407	33406	33405	33408	33409
Fixed height	2 3	4	2 3	4 5	6
Seat shell	S	M	S	M	L
Distance of seat to floor cm	48	51,2	53,6	53	46
Distance of seat to foot position h cm	31 35	38	31 35	38 43	46
Optimum table height cm	71		76		
Stacking height	3		4		3



PRODUCT INFORMATION Jumper-Air-S-MoJue_TY_EN - 03.02.2023 - www.vs-furniture.com

JUMPER Air Move HS

Star-foot chair with foot ring for ergonomic seating at high tables.


Frame consisting of an aluminium star-foot and plastic-covered gas spring mechanism and height adjustment.

Chair for raised seating at 71 cm-high tables.

Seat shell made from double-walled, structured polypropylene (Air) for comfortable seating with air cushion effect. With concealed seat fixing and grip hole.

Equipment and options. Glide elements or castors for hard and soft floors or 2C universal glide elements. With foot ring and particularly easy-to-use 3D rocker mechanism. Model with reduced-weight gas spring mechanism suitable for children. With piggy-back hook for suspension of chair on table tops.

The following material groups are available to choose from: Foot of aluminum: M1; Seat and backrest: C4.

		Seating heights (± 1 cm) for students' chairs ● 3 = 35 cm ● 4 = 38 cm ● 5 = 43 cm When fitted with castors, the height increases by 23,5 mm.			
JUMPER Air Move HS	Lift				33503
		Variable height adjustment			41,8-54,5cm (3 4 5)
		Seat shell			M
		Optimum table height cm			71



PRODUCT INFORMATION Jumper-Ply-S-Level_TY_EN - 06.03.2023 - www.vs-furniture.com

JUMPER Ply Level

Skid chair for ergonomic sitting at high tables.

Frame made from curved, powder-coated or chromium-plated circular steel tube with height-adjustable foot support (optional in 33409) that can be adapted step-by-step to the required size without any tools. Two robust cross-pieces between the skids ensure the smooth, precise guidance of the foot supports.




Chair for raised seating at 71 or 76 cm-high tables. In fixed heights each with 4 foot support settings.

Seat shell made from beech plywood (Ply) with anti-slip paint, concealed seat fixing and grip hole.

Equipment and options. Glide elements for hard or soft floors or dual-component multipurpose glide elements or, optionally, interchangeable glides with replaceable glide elements. For maximum number stackable with foot supports in upper "park position" (ST), see table.

Recommendation. JUMPER Ply Level can be combined with school tables (without bookshelf and chair suspension) of height 71 or 76 cm.

The following material groups are available to choose from: Frame made of steel tube: M1,(chrome-plated); Seat and backrest: H1.

	Seating heights (± 1 cm) for students' chairs ● 2 = 31 cm ● 3 = 35 cm ● 4 = 38 cm ● 5 = 43 cm ● 6 = 46 cm										
JUMPER Ply Level		33457		33456		33455		33458		33459	
	Fixed height	2	3	4	2	3	4	5	6		
	Seat shell	S		M		S		M		L	
	Distance of seat to floor cm	48		50,3		52,9		53		46	
	Distance of seat to foot position h cm	31	35	38	31	35	38	43	46		
	Optimum table height cm	71				76					
	Stacking height	3				4				3	



PRODUCT INFORMATION Jumper-Ply-S-MoJue_TY_EN - 06.03.2023 - www.vs-furniture.com

JUMPER Ply Move HS

Star-foot chair with foot ring for ergonomic seating at high tables.


Frame consisting of an aluminium star-foot and plastic-covered gas spring mechanism and height adjustment.

Chair for raised seating at 71 cm-high table tables.

Seat shell made from beech plywood (Ply) with anti-slip paint, concealed seat fixing and grip hole.

Equipment and options. Glide elements or castors for hard and soft floors or 2C universal glide elements. With foot ring and particularly easy-to-use 3D rocker mechanism. Model with reduced-weight gas spring mechanism suitable for children. With piggy-back hook for suspension of chair on table tops.

The following material groups are available to choose from: Foot of aluminum: M1; Seat and backrest: H1.

		Seating heights (± 1 cm) for students' chairs ● 3 = 35 cm ● 4 = 38 cm ● 5 = 43 cm When fitted with castors, the height increases by 23,5 mm.	
JUMPER Ply Move HS	Lift		
	Variable height adjustment		
	Seat shell		
	Optimum table height cm		
			33553 41,7-56,9 cm (3 4 5) M 71



PRODUCT INFORMATION Level76-LuPo_TY_EN - 03.02.2023 - www.vs-furniture.com

Level-LuPo

Skid chair for ergonomic sitting at high tables.

Frame made from bended, powder-coated or chromium-plated circular steel tube with step-by-step, height-adjustable foot support (optional in the 31409) for adaptation to the child's height. Two robust cross-pieces between the skids ensure the smooth, precise guidance of the foot supports.




Chair for elevated seating (for table height 71 or 76 cm) in fixed heights, each with four foot support settings.

Seat shell made from double-walled, structured polypropylene (LuPo) for comfortable seating with air cushion effect. With covered seat fixing and grip hole.

Equipment and options. Glide elements for hard or soft floors or dual-component multipurpose glide elements or, optionally, interchangeable glides with replaceable glide elements. Optionally available with table edge protection for piggy-back chair stacking.

Recommendation. The Level can be combined with school tables of height 71 or 76 (without book shelf and chair suspension).

The following material groups are available to choose from: Frame made of steel tube: M1,(chrome-plated); Seat and backrest: C1.

	Seating heights (± 1 cm) for students' chairs ● 2 = 31 cm ● 3 = 35 cm ● 4 = 38 cm ● 5 = 43 cm ● 6 = 46 cm				
Level-LuPo	31407	31406	31405	31408	31409
Fixed height	2 3	4	2 3	4 5	6
Seat shell	S	M	S	M	L
Distance of seat to floor cm	48	49	52,6	53	46
Distance of seat to foot position h cm	31 35	38	31 35	38 43	46
Optimum table height cm	71		76		
Stacking height	3	4	3	4	



PRODUCT INFORMATION PMove-LuPo-Jue_TY_EN - 06.03.2023 - www.vs-furniture.com

PantoMove-LuPo HS


Star-foot chair with foot ring for ergonomic seating at high tables.

Frame consisting of an aluminum star-foot and plastic-covered gas spring mechanism. All models are height-adjustable. Chair for raised seating at 71 cm-high table tables.

Seat shell made from double-walled, structured polypropylene (LuPo) for comfortable seating with air cushion. With concealed seat fixing and grip hole.

Equipment and options: Glide elements or castors for hard and soft floors or 2C universal glide elements. With foot ring and also optionally with particularly easy-to-use 3D rocker mechanism. Model 31509 with reduced-weight gas spring mechanism suitable for children. With piggyback hook for chair suspension on tabletops.

The following material groups are available to choose from: Frame made of steel tube: M1; Seat and backrest: C1.

		Seating heights (± 1 cm) for students' chairs ● 3 = 35 cm ● 4 = 38 cm ● 5 = 43 cm When fitted with castors, the height increases by 23,5 mm.			
PantoMove-LuPo HS	Lift				31509
		Variable height adjustment			41,1-53,9 cm (3 4 5)
		Seat shell			M
		Optimum table height cm			71



PRODUCT INFORMATION Level76-VF_TY_EN - 03.02.2023 - www.vs-furniture.com

Level-VF

Skid chair for ergonomic sitting at high tables.

Frame made from curved, powder-coated or chromium-plated circular steel tube with height-adjustable foot support (optional in 31429) that can be adapted step-by-step to the required size without any tools. Two robust cross-pieces between the skids ensure the smooth, precise guidance of the foot supports.




Chair for elevated seating (for table height 71 or 76 cm) in fixed heights, each with four foot support settings.

Seat shell made from beech plywood with anti-slip paint. With covered seat fixing and grip hole.

Equipment and options. Glide elements for hard or soft floors or dual-component multipurpose glide elements or, optionally, interchangeable glides with replaceable glide elements. Optionally available with table edge protection for piggy-back chair stacking.

Recommendation. The Level can be combined with school tables of height 71 or 76 (without book shelf and chair suspension).

The following material groups are available to choose from: Frame made of steel tube: M1,(chrome-plated); Seat and backrest: H1.

	Seating heights (± 1 cm) for students' chairs ● 2 = 31 cm ● 3 = 35 cm ● 4 = 38 cm ● 5 = 43 cm ● 6 = 46 cm										
Level-VF		31427		31426		31425		31428		31429	
	Fixed height	2	3	4		2	3	4	5	6	
	Seat shell	S		M		S		M		L	
	Distance of seat to floor cm	48		48,5		52,6		53		46	
	Distance of seat to foot position h cm	31	35	38		31	35	38	43	46	
	Optimum table height cm	71				76					
	Stacking height				3						



PRODUCT INFORMATION PMove-VF-Jue_TY_EN - 03.02.2023 - www.vs-furniture.com

PantoMove-VF HS

Star-foot chair with foot ring for ergonomic seating at high tables.


Frame consisting of an aluminum star-foot and plastic-covered gas spring mechanism. Available as Fixed model with non-adjustable seat height or height-adjustable Lift model.

Chair for raised seating at 71 cm-high table tables.

Seat shell made from beech plywood with anti-slip paint, visible seat fixing and grip hole.

Equipment and options: Glide elements or castors for hard and soft floors or 2C universal glide elements. With foot ring and also optionally with particularly easy-to-use 3D rocker mechanism. Model 31529 with reduced weight gas spring mechanism suitable for children. With piggyback hook for chair suspension on tabletops.

The following material groups are available to choose from: Frame made of steel tube: M1; Seat and backrest: H1.

		Seating heights (± 1 cm) for students' chairs ● 3 = 35 cm ● 4 = 38 cm ● 5 = 43 cm When fitted with castors, the height increases by 23,5 mm.			
PantoMove-VF HS	Lift				31529
		Variable height adjustment			41,2-56,4 cm (3 4 5)
		Seat shell			M
		Optimum table height cm			71

Teachers' chairs



PRODUCT INFORMATION Jumper-Air-D-Active_TY_EN - 06.03.2023 - www.vs-furniture.com

JUMPER Air Active



Forward-sprung cantilevered chair for lecturers.

Frame made from curved, powder-coated or chromium-plated circular steel tube with an extremely stable strut between the skids. The chair is stackable (see table).

Seat shell made from double-walled, structured polypropylene (Air) for comfortable seating with air cushion effect. The shell is manufactured with a hidden seat fixing and is available in the size L. Optionally available with upholstered seat consisting of plastic core with taut fabric cover.

Equipment and options. Glide elements for hard or soft floors or dual-component multipurpose glide elements or, optionally, interchangeable glides with replaceable glide elements.

The following material groups are available to choose from: Frame made of steel tube: M1,(chrome-plated); Seat and backrest: C4; Fabric cover: S40,46,51,52,64,73,74,78,79,80,81.

	Upholstery: Seat 15 mm.			
JUMPER Air Active			33400	33402
	Seat w-h-d		440-460-425	455-475-425
	Total w-h-d		525-812-523	
	Seat shell		L	
	Stacking height		5	



PRODUCT INFORMATION Jumper-Air-D-Four_TY_EN - 21.12.2022 - www.vs-furniture.com


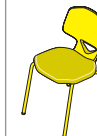
JUMPER Air Four Four-legged chair for lecturers.

Frame made from curved, powder-coated or chromium-plated circular steel tube. The chair is stackable (see table).

Seat shell made from double-walled, structured polypropylene (Air) for comfortable seating with air cushion effect. The shell is manufactured with a hidden seat fixing and is available in the size L. Optionally available with upholstered seat consisting of plastic core with taut fabric cover.

Equipment and options. Glide elements for hard and soft floors or 2C universal glide elements.

The following material groups are available to choose from: Frame made of steel tube: M1,(chrome-plated); Seat and backrest: C4; Fabric cover: S40,46,51,52,64,73,74,78,79,80,81.

	Upholstery: Seat 15 mm.			
JUMPER Air Four			33316	33317
	Seat w-h-d		440-460-425	455-475-425
	Total w-h-d		512-809-529	
	Seat shell		L	
	Stacking height		5	





PRODUCT INFORMATION Jumper-Air-D-Move_TY_EN - 06.03.2023 - www.vs-furniture.com

JUMPER Air Move

Height-adjustable swivel chair for kindergarten teachers.

Frame consisting of an aluminium star-foot and plastic-covered gas spring mechanism. All models have height adjustment. Model optimized for kindergarten teachers. Adjustable to particularly low seat heights for eye-level work with children. Seat shell made from double-walled, structured polypropylene (Air) for comfortable seating with air cushion effect. The shell is manufactured with a hidden seat fixing and is available in the size L. Optionally available with upholstered seat consisting of plastic core with taut fabric cover.

Equipment and options. Glide elements or castors for hard and soft floors or 2C universal glide elements. Optionally available with particularly ergonomic 3D rocker mechanism. With piggy-back hook for suspension of chair on table tops. The following material groups are available to choose from: Frame made of steel tube: M1,(chrome-plated); Seat and backrest: C4; Fabric cover: S40,46,51,52,64,73,74,78,79,80,81.

		Upholstery: Seat 15 mm.			
		When fitted with castors, the height increases by 23,5 mm.			
JUMPER Air Move	Kiga (Low)			33538	33537
		Seat w-h-d		455-363-453-425	440-348-437-425
		Total w-h-d		600-710-799-600	
		Seat shell		L	









PRODUCT INFORMATION PMove-LuPo-Doz_TY_EN - 22.12.2022 - www.vs-furniture.com

PantoMove-LuPo Star-foot chair for lecturer, tutor or teacher.

Frame consisting of an aluminium star-foot and plastic-covered gas spring mechanism. All models are height-adjustable. Seat shell made from double-walled, structured polypropylene (LuPo) for comfortable seating with air cushion effect. With concealed seat fixing and grip hole. Optionally available with upholstered seat consisting of plastic core with taut fabric cover.

Equipment and options. Glide elements or castors for hard and soft floors or 2C universal glide elements. Optionally available with particularly ergonomic 3D rocker mechanism. With piggy-back hook for suspension of chair on table tops. Plus model for raised seated/standing workplaces (68-115 cm) with castors that are locked in place when under load and a fixable foot ring that is height-adjustable in 3-cm steps.

Kiga model optimized for kindergarten teachers. Adjustable to particularly low seat heights for eye-level work with children. The following material groups are available to choose from: Frame made of steel tube: M1; Seat and backrest: C1; Fabric cover: S51,52,73,74,78,79,80.

		Upholstery: Seat 20 mm. When fitted with castors, the height increases by 23,5 mm.						
PantoMove-LuPo	Lift		31506	31577				
	Plus (High)				31507	31578		
	Kiga (Low)						31508	31579
		Seat w-h-d	430-424-552-410	450-444-572-410	430-503-751-410	450-523-723-410	430-354-443-410	450-374-463-410
		Total w-h-d	601-785-913-601		601-866-1114-601		601-715-803-601	
	Seat shell							



PRODUCT INFORMATION PSwing-LuPo-Doz_TY_EN - 16.01.2023 - www.vs-furniture.com

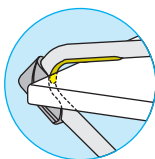



PantoSwing-LuPo

Forward-flexing cantilever chair for lecturer, tutor or teacher.

Seat shell made from double-walled, structured polypropylene (LuPo) for comfortable seating with air cushion effect. With covered seat fixing and grip hole. Optionally available with upholstered seat or all-round fabric consisting of plastic core with taut fabric cover.

Equipment and options. Glide elements for hard or soft floors or dual-component multipurpose glide elements or, optionally, interchangeable glides with replaceable glide elements. Optionally available with table edge protection for piggy-back chair stacking.

The following material groups are available to choose from: Frame made of steel tube: M1,(chrome-plated); Seat and backrest: C1; Fabric cover: S51,52,73,74,78,79,80.

	Upholstery: Seat 20 mm. Backrest 15 mm.		Optionally with table-edge protection for piggy-back chair mounting.		
					
PantoSwing-LuPo			31400	31479	31415
PantoSwing-Soft					
	Seat w-h-d		430-460-410	450-480-410	480-480-450
	Total w-h-d		525-812-504		520-835-545
	Seat shell		L		XL



PRODUCT INFORMATION Compass-LuPo-Doz_TY_EN - 21.12.2022 - www.vs-furniture.com

Compass-LuPo



Four-legged chair for lecturers and teachers.

Frame made from curved, welded, powder-coated or chromium-plated circular steel tube.

Seat shell made from double-walled, structured polypropylene (LuPo) for comfortable seating with air cushion effect. With covered seat fixing and grip hole. Optionally available with upholstered seat consisting of plastic core with taut fabric cover.

Equipment and options. Glide elements for hard and soft floors or 2C universal glide elements.

The following material groups are available to choose from: Frame made of steel tube: M1,(chrome-plated); Seat and backrest: C1; Fabric cover: S51,52,73,74,78,79,80.

		Upholstery: Seat 15 mm.				
Compass	LuPo				31300	31379
		h			460	475
		Seat w			430	450



PRODUCT INFORMATION PMove-VF-Doz_TY_EN - 19.09.2022 - www.vs-furniture.com

PantoMove-VF Star-foot chair for lecturer, tutor or teacher.

Frame consisting of an aluminum star-foot and plastic-covered gas spring mechanism. Available as Fixed model with non-adjustable seat height or height-adjustable Lift model.






Seat shell made from beech plywood with anti-slip paint, visible seat fixing and grip hole.

Equipment and options: Glide elements or castors for hard and soft floors or 2C universal glide elements. Optionally available with particularly easy-to-use 3D rocker mechanism.

Plus model for raised seated/standing workplaces (68-115 cm) with castors that are locked in place when under load and a fixable foot ring that is height-adjustable in 3-cm steps.

Kiga model optimized for kindergarten teachers. Adjustable to particularly low seat heights for eye-level work with children.

The following material groups are available to choose from: Frame made of steel tube: M1; Seat and backrest: H1; Fabric cover: S40,46,51,52,64,73,74,78,79,80,81.

		Upholstery: Seat 20 mm. Backrest 20 mm. When fitted with castors, the height increases by 23,5 mm.					
PantoMove-VF	Lift		31526				
	Plus (High)			31527			
	Kiga (Low)				31530	31531	31532
		Seat w-h-d	430-415-567-440	430-506-779-440	430-331-432-440	430-351-452-440	430-351-452-440
		Total w-h-d	601-811-963-601	601-901-1176-601	601-727-828-601		
		Seat shell	L				

Students' desks



PRODUCT INFORMATION Tano_TY_EN - 06.03.2023 - www.vs-furniture.com

Tano Asymmetrical polygonal table.

Frame consisting of an rectangular tubular steel frame with welded tubular steel table legs, colour epoxy powder-coated. Table with floor levelling screws, glides for hard or soft floors or with universal glides or with 2 or 4 lockable castors. The table can be stacked 6 high.






Tabletop shape ideal for a variety of combinations and set-ups for individual, double and group work.

Tables in 7 fixed heights or with 5-position Allen-key height adjustment, all in accordance with DIN EN 1729, as well as in 74 cm office height.

Tabletop made of melamine resin or laminate coated 19 mm or 25 mm chipboard with glued-on plastic edge. Partly also with a firm 13 mm HPL solid core board. In each case with rounded corners.

Optionally with a Gratnells plastic box integrated in the frame and lateral folder hook.

The following material groups are available to choose from: Frame made of steel: M1; Top made of chipboard: L4,(white writable); Chipboard with laminate: L9; HPL-top: L4.

	Table heights (± 2 cm) as per DIN EN 1729 ○ 0 = 40 cm ● 2 = 53 cm ● 3 = 59 cm ● 4 = 64 cm ● 5 = 71 cm ● 6 = 76 cm ● 7 = 82 cm	Configuration A  B  C 		
Tano			01490	01491
w-d cm			70-66/43	80-69/43
w-d cm Configuration A			158-142	171-154
w-d cm Configuration B			140-140	160-160
w-d cm Configuration C			178-164	194-179
Fixed heights			① ② ③ ④ ⑤ 74cm ⑥ ⑦	
Height adjustable in steps			③ ④ ⑤ 74cm ⑥ ⑦	
Stacking height				6



PRODUCT INFORMATION Shift-p-B4Bein_TY_EN - 06.03.2023 - www.vs-furniture.com

Shift+ Base Stackable four-legged tables.

Frame consisting of welded round tubular steel legs, some of which are offset outwards, with a central edging made from rectangular steel tubing, all powder-coated. Some models have tube-in-tube Allen-key height adjustment (see table). Desks with four plastic, felt or 2C universal glide elements or with glide elements and two lockable castors.

Table in 7 fixed heights or with 5-position Allen-key height adjustment.

Table top made from melamine resin or laminate-coated chipboard with glued plastic edge or high-strength solid HPL top. The corners have 25 mm rounding.

Function: It is possible to combine the two mirrored concave-convex basic shapes in many ways to create circles, rows and groups. In the park position, the tables are stackable up to a height of six tables and are equipped with stack protection at the lower edge of the top frame.

Warning: A maximum of three stacked (unloaded) tables may be moved together on castors.

The following material groups are available to choose from: Frame made of steel: M1; Top made of chipboard: L4,(white writable); HPL-top: L4; Chipboard with laminate: L9.

Further products on this page: PantoMove-LuPo.

	Table heights (± 2 cm) for students' desks ○ 0 = 40 cm ● 2 = 53 cm ● 3 = 59 cm ● 4 = 64 cm ● 5 = 71 cm ● 6 = 76 cm ● 7 = 82 cm		
		01440	01441
	Form	convex	concave
	Cover plug	black	silver
	w-d cm	96,8-54/39,1	98,5-54/38,9
	Fixed height		
	Height adjustable in steps		
Shift+ Base	max. stacking height (stacked transportable)	6 (3)	



PRODUCT INFORMATION Shift-p-BForm_TY_EN - 03.02.2023 - www.vs-furniture.com

Shift+ Base Four-legged table.




Frame made from welded round tubular steel legs with set-back rectangular tubular steel top frame, all powder-coated. Optionally with tube-in-tube Allen-key height adjustment (see table). Tables with four plastic, felt or 2C universal glide elements or with glide elements and four lockable castors. Model 01448 can be stacked up to a height of 8 units.

Table in 7 fixed heights or with 5-position Allen-key height adjustment.

Table top in each case made from melamine resin or laminate-coated chipboard with glued plastic edge or high-strength solid HPL top. The corners have 25 mm rounding.

The following material groups are available to choose from: Frame made of steel: M1; Top made of chipboard: L4; HPL-top: L4; Chipboard with laminate: L9.

Further products on this page: JUMPER Air Move.

Shift+ Base		Table heights (± 2 cm) for students' desks ○ 0 = 40 cm ● 2 = 53 cm ● 3 = 59 cm ● 4 = 64 cm ● 5 = 71 cm ● 6 = 76 cm ● 7 = 82 cm	 	
			01445	01448
		w-d cm	140,8-78,8	
		Fixed height	0 2 3 4 5 6 7	
		Height adjustable in steps	3 4 5 74cm 6 7	
		max. stacking height		8



PRODUCT INFORMATION Shift-p-BFlip_TY_EN - 06.03.2023 - www.vs-furniture.com

Shift+ Base Folding table.

Designed (FlipTable) with a centrally positioned tubular steel cross-piece with an articulated bracket. The table can be folded using a two-handed safety mechanism under the table top. It has a fitting to secure the table in both the horizontal and vertical positions.

Frame consisting of two curved, powder-coated steel tubes and four lockable castors.

Table in 4 fixed sitting heights or 2 standing heights according. Optionally height-adjustable.

Function. When the top is tilted upwards, any number of tables can be pushed together to save space.

Table top in each case made from melamine resin or laminate-coated chipboard with glued plastic edge or high-strength solid HPL top. The corners have 25 mm rounding.

The following material groups are available to choose from: Frame made of steel: M1; Top made of chipboard: L4,(white writable); HPL-top: L4; Chipboard with laminate: L9.

Further products on this page: JUMPER Air Move.

	Table heights (± 2 cm) for students' desks Sitting (Annex A) Standing (Annex C) ● 4 = 64 cm ● C4 = 88 cm ● 5 = 71 cm ● 6 = 76 cm ● C6 = 106 cm ● 7 = 82 cm		
Shift+ Base			01451
	w-d cm		141-79
	Fixed heights	h Sitting	● 4 ● 5 74cm ● 6
		h Standing	● C4 ● C6
	Height-adjustable, type 1	h Sitting	● 4 ● 5 74cm ● 6
	Height-adjustable, type 2		74cm ● 6 ● 7
		h Standing	● C4 97cm



PRODUCT INFORMATION Shift-p-BHRund_TY_EN - 03.02.2023 - www.vs-furniture.com

Shift+ Base Semi-circular tables.

Frame made from welded round tubular steel legs with 5-cornered all-round rectangular tubular steel top frame, all powder-coated. Some models have tube-in-tube Allen-key height adjustment (see table). Tables with five plastic, felt or 2C universal glide elements or with five castors, two of which are lockable.

Table in 7 fixed heights or with 5-position Allen-key height adjustment.


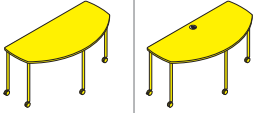
Table top made from melamine resin or laminate-coated chipboard with glued plastic edge or high-strength solid HPL top. The corners have 25 mm rounding.

Equipment (01443): With a cable outlet (back) and a lockable, foldable metal cable tray.

Options (01443): With cable clamp, built-in socket, 5-way socket and convenient monitor arm.

The following material groups are available to choose from: Frame made of steel: M1; Top made of chipboard: L4; HPL-top: L4; Chipboard with laminate: L9.

Further products on this page: PantoMove-LuPo.

Shift+ Base		Table heights (± 2 cm) for students' desks ○ 0 = 40 cm ● 2 = 53 cm ● 3 = 59 cm ● 4 = 64 cm ● 5 = 71 cm ● 6 = 76 cm ● 7 = 82 cm		
			01442	01443
		w-d cm	160-78	
		Fixed height	0 2 3 4 5 6 7	
		Height adjustable in steps	3 4 5 74 cm 6 7	



PRODUCT INFORMATION Shift-p-BStandStud_TY_EN - 22.12.2022 - www.vs-furniture.com

Shift+ Base

Height adjustable sit-at/stand-at school table.

Frame made from welded, powder-coated, U-shaped steel skids and a centrally positioned upright. Skids with four castors as standard, two of which are lockable. Optionally with bookshelf and/or screen.



Function: The gas spring is triggered using a handswitch at the edge of the desk top. The handswitch is equipped with a safety cover to protect against unintentional activation.

Desk height continuously height-adjustable with built-in gas spring.

Desk top made from laminate- or melamine resin-coated chipboard with glued plastic edge or from high-strength solid HPL board.

Equipment: Optionally available with a bookshelf made from metal sheet bended on three sides below the table top and/or a chipboard or HPL screen.

The following material groups are available to choose from: Frame made of steel: M1; Top made of chipboard: L4; HPL-top: L4; Chipboard with laminate: L9.

				
Shift+ Base			01449	01450
	Fixed height cm		91,5 (110,2)	
	Variable height adjustment cm			71-115
	w-d cm		75-65	
	Optional		Bookshelf	
			Screen	



PRODUCT INFORMATION EcoTable-Q-Edu_TY_EN - 07.03.2023 - www.vs-furniture.com

EcoTable-Q Student's table with square tubular legs.

Frame consisting of an all-round rectangular steel edging with welded-on table legs made from square tubular steel, powder-coated with coloured epoxy resin. Table with levelling screws, glide elements for hard or soft floorings or universal glide elements, or with 2 or 4 lockable castors.


Table in 8 fixed heights.

Table top made from 19-mm or 25-mm melamine resin-coated or laminate-coated chipboard with glued plastic edge or highly rigid moulded PUR edge. In some cases also with rigid 13-mm HPL top. Equipped with angled corners in all cases.

Optionally available with a built-in plastic Gratnells box, chair suspension rails or storage basket under the table top, satchel hooks on the side and under-table screen at side opposite from user.

The following material groups are available to choose from: Frame made of steel: M1; Top made of chipboard: L6; HPL-top: L4; Chipboard with laminate: L9.

Further products on this page: JUMPER Air Active.

		Table heights (± 2 cm) for students' desks ○ 0 = 40 cm ● 2 = 53 cm ● 3 = 59 cm ● 4 = 64 cm ● 5 = 71 cm ● 6 = 76 cm ● 7 = 82 cm					
EcoTable-Q	Chipboard-PL	d = 50 cm		23100	23101	23102	23103
	Laminate-PL	d = 60 cm		23105	23106	23107	23108
	HPL	d = 65 cm		23110	23111		23113
	Chipboard-PUR	d = 50 cm		23100			23103
		d = 65 cm			23111		23113
		w cm		70	75	120	130
		Fixed height		0 2 3 4 5 6 7 74cm 6 7			



PRODUCT INFORMATION EcoTable-R-Edu_TY_EN - 03.02.2023 - www.vs-furniture.com

EcoTable-R Student's table with round tubular legs.

Frame consisting of an all-round rectangular steel edging with welded-on table legs made from round tubular steel, powder-coated with coloured epoxy resin. Table with levelling screws, glide elements for hard or soft floorings or universal glide elements, or with 2 or 4 lockable castors.

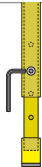
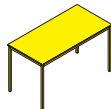


Table in 8 fixed heights, with 5-position Allen-key height adjustment.

Table top made from 19-mm or 25-mm melamine resin-coated or laminate-coated chipboard with glued plastic edge or highly rigid moulded PUR edge. In some cases also with rigid 13-mm HPL top. All models available with angled or curved (radius = 25 mm) corners.

Optionally available with a built-in plastic Gratnells box, chair suspension rails or storage basket under the table top, satchel hooks on the side and under-table screen at side opposite from user.

The following material groups are available to choose from: Frame made of steel: M1; Top made of chipboard: L6; HPL-top: L4; Chipboard with laminate: L9.

Further products on this page: JUMPER Air Active.

		Table heights (± 2 cm) for students' desks ○ 0 = 40 cm ● 2 = 53 cm ● 3 = 59 cm ● 4 = 64 cm ● 5 = 71 cm ● 6 = 76 cm ● 7 = 82 cm					
EcoTable-R	Chipboard-PL	d = 50 cm		23000	23001	23002	23003
	Laminate-PL	d = 60 cm		23005	23006	23007	23008
	HPL	d = 65 cm		23010	23011		23013
	Chipboard-PUR	d = 50 cm		23000			23003
		d = 65 cm			23011		23013
		w cm		70	75	120	130
		Fixed height					
		Height adjustable in steps					



PRODUCT INFORMATION Cross-Q-Edu_TY_EN - 03.02.2023 - www.vs-furniture.com

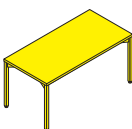

Cross-Q

Group table with square tubular legs.

Frame consisting of a welded, set-back rectangular steel edging, powder-coated with black epoxy resin and screwed-on bracket with table legs made from square tubular steel, powder-coated with coloured epoxy resin or chrome-plated. Table with levelling screws, glide elements for hard or soft floorings or universal glide elements, or with 2 or 4 lockable castors. Table in 8 fixed heights.

Table top made from 19-mm melamine resin-coated or veneered chipboard with glued plastic or solid wood edge or from highly rigid 13-mm HPL solid board. Equipped with angled corners in all cases.

The following material groups are available to choose from: Frame made of steel: M1,(chrome-plated); Top made of chipboard: L6; HPL-top: L4.

	Table heights (± 2 cm) for students' desks ○ 0 = 40 cm ● 2 = 53 cm ● 3 = 59 cm ● 4 = 64 cm ● 5 = 71 cm ● 6 = 76 cm ● 7 = 82 cm										
Cross-Q	d = 60 cm	01840					01841	01842	01843	01844	01845
	d = 70 cm		01850				01851	01852	01853	01854	01855
	d = 80 cm			01860			01861	01862	01863	01864	01865
	d = 90 cm				01870		01871	01872	01873	01874	01875
	d = 100 cm					01890	01891	01892	01893	01894	01895
	w cm	60	70	80	90	100	120	140	160	180	200
	Fixed height										



PRODUCT INFORMATION Cross-R-Edu_TY_EN - 03.02.2023 - www.vs-furniture.com

Cross-R Group table with round tubular legs.

Frame consisting of a welded, set-back rectangular steel edging, powder-coated with black epoxy resin and screwed-on bracket with table legs made from round tubular steel, powder-coated with coloured epoxy resin or chrome-plated. Table with levelling screws, glide elements for hard or soft floorings or universal glide elements, or with 2 or 4 lockable castors.

Table in 8 fixed heights or with 6-position Allen-key height adjustment.

Table top made from 19-mm melamine resin-coated or veneered chipboard with glued plastic or solid wood edge or from highly rigid 13-mm HPL solid board. All models available with angled or curved (radius = 25 mm) corners.

The following material groups are available to choose from: Frame made of steel: M1,(chrome-plated); Top made of chipboard: L6; HPL-top: L4.

	Table heights (± 2 cm) for students' desks ○ 0 = 40 cm ● 2 = 53 cm ● 3 = 59 cm ● 4 = 64 cm ● 5 = 71 cm ● 6 = 76 cm ● 7 = 82 cm										
Cross-R	d = 60 cm	01800					01801	01802	01803	01804	01805
	d = 70 cm		01810				01811	01812	01813	01814	01815
	d = 80 cm			01820			01821	01822	01823	01824	01825
	d = 90 cm				01830		01831	01832	01833	01834	01835
	d = 100 cm					01880	01881	01882	01883	01884	01885
	w cm	60	70	80	90	100	120	140	160	180	200
	Fixed height	① ② ③ ④ ⑤ 74 cm ⑥ ⑦									
	Height adjustable in steps	③ ④ ⑤ 74 cm ⑥ ⑦									



PRODUCT INFORMATION LiteTable-Schul_TY_EN - 03.02.2023 - www.vs-furniture.com

LiteTable-AL Stackable lightweight table.

Frame. The leg elements of round aluminium tube are pressed and screwed with high-strength special-alloy corner connectors to the square aluminium tube frame. The legs and frame are powder-coated. Thanks to the way in which the legs are spaced closer together and further apart in pairs, the table is stackable (ST) and can nevertheless, depending on how it is turned, be lined up against another table without gaps in between. Tables with glide elements for hard or soft floors or with 2C universal glide elements and optionally with 2 castors on legs spaced further apart.

Table in 8 fixed heights.

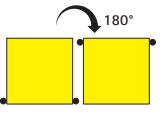
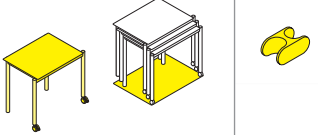
Table top with a chipboard top and a seamlessly cast (PUR) polyurethane safety edge or with a chipboard top and glued-on plastic plastic edge. Tops with plastic edge with edged or rounded corners.

Function. The table can be stacked thanks to the extremely lightweight, hard-wearing materials used.

Warning: A maximum of 4 stacked (unloaded) tables may be rolled on their castors.

The following material groups are available to choose from: Frame made of aluminum: M1; Top made of chipboard: L4; Top made of chipboard with PUR edge: L(natural beech laminate, grey white, white).

Further products on this page: PantoSwing-VF.

		Table heights (± 2 cm) for students' desks ○0 = 40 cm ●2 = 53 cm ●3 = 59 cm ●4 = 64 cm ●5 = 71 cm ●6 = 76 cm ●7 = 82 cm		* w-d footprint		
LiteTable-AL	PUR/KU	d = 55 cm		21018		21003
	KU	d = 65 cm			21019	
		w cm		70	75	
		Fixed height		0 2 3 4 5 6 7		
		max. stacking height		8		
		max. stack w* cm		78	83	
		max. stack d* cm		82	92	
		Weight min. kg		9,0	10,5	



PRODUCT INFORMATION LiteTable-ST-Schul_TY_EN - 03.02.2023 - www.vs-furniture.com

LiteTable-ST Stackable table.

Frame made from welded round tubular steel legs with all-round rectangular tubular steel top frame, all powder-coated. Because the inner and outer legs are arranged in pairs, the table is stackable. What is more, they can be rotated to form continuous rows. Tables with glide elements for hard or soft floorings or with 2C universal glide elements and, optionally, with two castors at the outer legs.

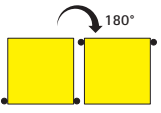
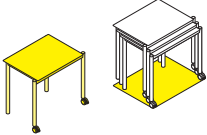

Table in 7 fixed heights.

Table top with HPL or chipboard top and continuous, molded (PUR) polyurethane safety border or chipboard top and glued plastic border. Tops with KU border available with edged or rounded corners as required.

Warning: A maximum of four stacked (unloaded) tables may be moved together on castors.

The following material groups are available to choose from: Frame made of steel: M1; Top made of chipboard: L4; Top made of chipboard with PUR edge: L2; Chipboard with laminate: L9; HPL-top: L4.

Further products on this page: Compass-VF.

		Table heights (± 2 cm) for students' desks ○ 0 = 40 cm ● 2 = 53 cm ● 3 = 59 cm ● 4 = 64 cm ● 5 = 71 cm ● 6 = 76 cm ● 7 = 82 cm		* w-d footprint 		
LiteTable-ST	PUR/KU	d = 55 cm		21090		21003
	KU	d = 65 cm			21091	
		w cm		70	75	
		Fixed height		0 2 3 4 5 6 7		
		max. stacking height		8		
		max. stack w* cm		78	83	
		max. stack d* cm		82	92	
		Weight min. kg		13,5	15	



PRODUCT INFORMATION TriTable-III_TY_EN - 03.02.2023 - www.vs-furniture.com

TriTable-III Triangular table.

Frame made from welded round tubular steel legs with rectangular tubular steel top frame, all powder-coated. Table with glide elements for hard or soft floorings or with 2C universal glide elements.

Table in 7 fixed heights or with 5-position Allen-key height adjustment.



Table top (right-angle triangle with two equal sides) made from melamine resin or laminate-coated chipboard with glued plastic edge or with a high-density, solid HPL top, both with rounded corners (radius 25 mm).

Function: Many combinations possible to form rows or group workspaces. The tables are stackable up to a height of eight tables and are equipped with stack protection at the lower edge of the frame. Optionally available with removable plastic tray on the long table side.

Equipment: Optionally available with castor at the 90° corner or with three castors.

The following material groups are available to choose from: Frame made of steel tube: M1; Top made of chipboard: L4; HPL-top: L4; Chipboard with laminate: L9; Grannells plastic box: C3.

Further products on this page: Compass-VF.

	Table heights (± 2 cm) for students' desks ○ 0 = 40 cm ● 2 = 53 cm ● 3 = 59 cm ● 4 = 64 cm ● 5 = 71 cm ● 6 = 76 cm ● 7 = 82 cm	Configurations 			
TriTable-III			01426	01427	01428
w-d cm			111/80-80	118/85-85	125/90-90
w-d Configuration 2 tables cm			83-83	88-88	93-93
w-d Configuration 4 tables cm			114-114	121-121	128-128
Fixed height			0 2 3 4 5 6 7		
Height adjustable in steps			3 4 5 6 7		



PRODUCT INFORMATION JU-StudioTable-Edu_TY_EN - 03.02.2023 - www.vs-furniture.com

JUMPER StudioTable Stackable four-legged table for school use.

Frame consisting of welded legs with all-round edging made from powder-coated or chromium-plated precision rectangular steel tubing. Due to the asymmetrically positioned table top, the tables are stackable but can nevertheless be rotated to form continuous rows. The edge of the top frame is equipped with stacking and glide protection. Table with glide elements for hard or soft floorings or with 2C universal glide elements.

Table in 7 fixed heights.

Table top With a 19-mm melamine or laminate-coated chipboard top and glued plastic edge or a 13-mm HPL top.

Function. The rectangular table can be stacked by a single person due to the lightweight but tough materials. See table for maximum stacking capacity.

The following material groups are available to choose from: Frame made of steel: M1; Top made of chipboard: L6; HPL-top: L4; Chipboard with laminate: L9.

	Table heights (± 2 cm) for students' desks ○ 0 = 40 cm ● 2 = 53 cm ● 3 = 59 cm ● 4 = 64 cm ● 5 = 71 cm ● 6 = 76 cm ● 7 = 82 cm							
JUMPER StudioTable	d = 65 cm		22440	22441	22442	22443		
	w cm		65	75	130	130/65		
	Fixed height			0 2 3 4 5 6 7				
	max. stacking height	Si. 0-4		8				
		Si. 5-7		6				



PRODUCT INFORMATION Uno-C_TY_EN - 03.02.2023 - www.vs-furniture.com

Uno-C Skid desk.

Frame made C-shaped upright and flat-ended skids with plastic kick protection. Desk legs made from powder-coated or chrome-plated VS special steel tubing and cross-strut made from circular steel tubing.


Table in 6 fixed heights or with 6-stage grid height adjustment using an Allen key fixing.

Desktop made from melamine-coated chipboard with continuous, moulded (PU) polyurethane safety edge or glued plastic edge, from exceptionally strong LIGNOdur safety board with soft, rounded edges, or from a high-strength HPL board (see table for dimensions and desktop types).

Equipment and options. With glide elements for hard and soft floors or 2K universal glide elements and satchel hooks. Also with screen, lattice-type book storage, plastic box or different kinds of chair suspension.

Warning: The desk height may vary depending on the type of desktop and the glide elements. Polyurethane edges are extremely tough. However, their colour may change over time.

The following material groups are available to choose from: Frame made of steel tube: M1; Top made of LIGNOdur: L1; Top made of chipboard with PUR edge: L2; Top made of chipboard: L4; HPL-top: L4.

			Table heights (± 2 cm) for students' desks ● 2 = 53 cm ● 3 = 59 cm ● 4 = 64 cm ● 5 = 71 cm ● 6 = 76 cm ● 7 = 82 cm						
Uno-C	LIGNOdur, HPL, Chipboard-KU/-PUR	d = 50 cm	22430			22432			
		d = 65 cm		22431		22433			
		w cm	70	75	130				
		Fixed height	2 3 4 5 6 7			2 3 4 5 6 7			
		Height adjustable in steps							
	Screen			22428		22429			
		for table w cm		70, 75		130			
	h cm		25		25				



PRODUCT INFORMATION Uno-M_TY_EN - 03.02.2023 - www.vs-furniture.com

Uno-M, Uno-M-Step Skid desk.

Frame made from powder-coated tubular steel with central upright on flat-ended skids with plastic kick protection. Desk legs made from flat oval steel tubing and cross-strut made from circular steel tubing.

Table in 6 fixed heights or with 5-stage grid height adjustment using an Allen key fixing.


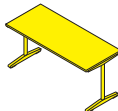

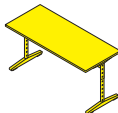


Desktop made from melamine-coated chipboard with continuous, moulded (PU) polyurethane safety edge, from exceptionally strong LIGNOdur safety board with soft, rounded edges, or from laminate-coated chipboard (see table for dimensions and desktop types).

Equipment and options. Also with lattice-type book storage, plastic box or different kinds of chair suspension.

Warning: The desk height may vary depending on the type of desktop and the glide elements. Polyurethane edges are extremely tough. However, their colour may change over time.

The following material groups are available to choose from: Frame made of steel tube: M1,(chrome-plated); Top made of LIGNOdur: L1; Top made of chipboard with PUR edge: L2.

Further products on this page: PantoSwing-LuPo.

		Table heights (± 2 cm) for students' desks ● 2 = 53 cm ● 3 = 59 cm ● 4 = 64 cm ● 5 = 71 cm ● 6 = 76 cm ● 7 = 82 cm									
											
Uno-M			Uno-M					Uno-M-Step			
		Fixed height									
		Height adjustable in steps									
	LIGNOdur	d = 50 cm	02408			02405		22408			22405
		d = 65 cm		02409					22409		
	Chipboard-KU Laminate KU	d = 60 cm	02412		02413			22412		22413	
	Chipboard-PUR	d = 65 cm		02410		02406	02407		22410		22406
	w cm	70	75	120	130	150	70	75	120	130	150



PRODUCT INFORMATION UnoBean_TY_EN - 03.02.2023 - www.vs-furniture.com

UnoBean, UnoBean-Step Skid desk with free-form top.

Frame made from powder-coated tubular steel with central upright on flat-ended skids with plastic kick protection. Desk legs made from flat oval steel tubing and cross-strut made from circular steel tubing.

Table in 6 fixed heights or with 5-stage grid height adjustment using an Allen key fixing.

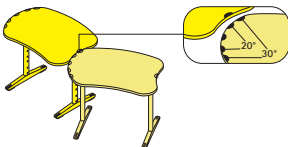
Desktop made from melamine-resin coated chipboard with continuous, moulded (PU) polyurethane safety edge.

Equipment and options. Also with lattice-type book storage, plastic box or different kinds of chair suspension.

Warning: The desk height may vary depending on the type of desktop and the glide elements. Polyurethane edges are extremely tough. However, their colour may change over time.

The following material groups are available to choose from: Frame made of steel tube: M1,(chrome-plated); Top made of chipboard with PUR edge: L2.

Further products on this page: PantoSwing-LuPo.

			Table heights (± 2 cm) for students' desks ● 2 = 53 cm ● 3 = 59 cm ● 4 = 64 cm ● 5 = 71 cm ● 6 = 76 cm ● 7 = 82 cm				
UnoBean		LIGNOpal-PUR	d = 58,6 cm			01467	
	Step						01468
			w cm			79,7	
			Fixed height			2 3 4 5 6 7	
			Height adjustable in steps				3 4 5 6 7
			ø cm	20° circle setup with 18 tables (without chairs)		510	
				30° circle setup with 12 tables (without chairs)		360	



PRODUCT INFORMATION StepByStep-I_TY_EN - 03.02.2023 - www.vs-furniture.com

StepByStep-I Skid table, adjustable in height.

Frame of powder-coated steel tube with asymmetrically-positioned legs (cantilever) on steel skids with kicking protection. All steel tubes in round profile.

Table with height adjustment in 6 steps with Allen-key or hand-wheel.

Table top made from melamine-resin-coated chipboard with a seamlessly cast-on safety edge made from (PUR) polyurethane. Optionally with an extremely robust LIGNOdur safety top with softly rounded edges.

Features of top. Fixed horizontal working surface.

Accessories and options. Also with lattice-type book storage, plastic box or different kinds of chair suspension.

Important notice. The table height can vary slightly depending on the type of top and the glides. PUR edges are extremely robust, but can show signs of discoloration over time.

The following material groups are available to choose from: Frame made of steel tube: M1; Top made of LIGNOdur: L1; Top made of chipboard with PUR edge: L2.

Further products on this page: PantoSwing-LuPo.

		Table heights (± 2 cm) for students' desks ● 2 = 53 cm ● 3 = 59 cm ● 4 = 64 cm ● 5 = 71 cm ● 6 = 76 cm ● 7 = 82 cm						
StepByStep I	LIGNOdur	d = 50 cm						
		d = 65 cm		02901	02904	02905		
	Chipboard-PUR	d = 65 cm					02993	02994
		w cm		75	70	130	75	130
		Height adjustable in steps						



PRODUCT INFORMATION Ergo-I_TY_EN - 03.02.2023 - www.vs-furniture.com

Ergo-I Skid table, adjustable in height.

Frame of powder-coated steel tube with asymmetrically-positioned legs (cantilever) on steel skids with kicking protection. All steel tubes in round profile.

Table with continuous height adjustment with winding handle.

Table top made from melamine-resin-coated chipboard with a seamlessly cast-on safety edge made from (PUR) polyurethane.


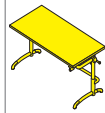
Features of top. Fixed horizontal working surface.

Accessories and options. Glides for hard and soft floors and briefcase (satchel) hooks. Plywood or grid bookshelf or chair suspension for all VS school chairs (PantoSwing up to size 4).

Important notice. The table height can vary slightly depending on the glides. PUR edges are extremely robust, but can show signs of discoloration over time.

The following material groups are available to choose from: Frame made of steel tube: M1; Top made of chipboard with PUR edge: L2.

Further products on this page: PantoMove-LuPo.

		Table heights (± 2 cm) for students' desks ● 3 = 59 cm ● 4 = 64 cm ● 5 = 71 cm ● 6 = 76 cm ● 7 = 82 cm				
Ergo I	Chipboard-PUR	d = 65 cm			02970	02971
		w cm			75	130
		Variable height adjustment			59-82 cm (3 4 5 6 7)	



PRODUCT INFORMATION ClassicTisch_TY_EN - 03.02.2023 - www.vs-furniture.com

Classic Skid-table.

Frame of solid beechwood with middle legs on flat tapering skids.

Table in 5 fixed heights.

Table top of melamine-resin coated chipboard with seamless moulded-on (PUR) polyurethane safety edges. Alternatively with extremely wear-resistant LIGNOdur safety top with soft rounded edges.


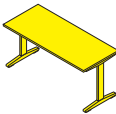
Features and options. Glides for hard and soft floors. Satchel hook, grid and plywood bookshelf (2105, 2106, 2108-2110).

Depending on the type of top and castors, the table height can vary slightly.

Important notice. The table height can vary slightly depending on the type of table top and the glides. PUR edges are extremely robust, but can show signs of discoloration over time.

The following material groups are available to choose from: Frame made of wood: H(natural); Top made of LIGNOdur: L1; Top made of chipboard with PUR edge: L2.

Further products on this page: Classic.

		Table heights (± 2 cm) for students' desks ● 2 = 53 cm ● 3 = 59 cm ● 4 = 64 cm ● 5 = 71 cm ● 6 = 76 cm					
Classic	LIGNOdur	d = 50 cm		02108		02105	
		d = 65 cm			02109		
	Chipboard-PUR	d = 65 cm			02110	02106	02107
		w cm		70	75	130	150
		Fixed height					



PRODUCT INFORMATION FlipTable2-RU-Edu_TY_EN - 06.03.2023 - www.vs-furniture.com

FlipTable-RU

Standing and sitting table with round tube frame and folding top.

Construction of a centrally placed black tubular steel traverse with an articulated console. Folding release can be triggered with a two-hand safety operation under the table top. With a fitting to secure the top in horizontal and vertical position and optionally with a table connector.

Table in 4 fixed sitting heights or 2 standing heights according. Optionally height-adjustable.

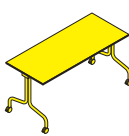
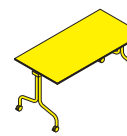
Table top made of melamine resin, laminate or veneer-coated chipboard or HPL solid core board. Chipboard with plastic or solid wood edges and partly with rounded PUR edges (see table). The corners are angular or optionally rounded.

Frame consisting of two bent, powder-coated or chrome-plated steel tubes. Frame with lockable castors.

Function. When the top is folded up, any number of tables can be pushed together to optimise space.

Note. PUR edges are extremely resistant, but may show colour changes over time.

The following material groups are available to choose from: Frame made of steel: M1; Top made of chipboard: L6,(white writable); Top made of chipboard, HPL: L9; Top veneered: F1; Chipboard with laminate: L9.

	Table heights (± 2 cm) for students' desks Sitting (Annex A) Standing (Annex C) ● 4 = 64 cm ● C4 = 88 cm ● 5 = 71 cm ● C6 = 106 cm ● 6 = 76 cm ● 7 = 82 cm											
FlipTable-RU	d = 65 cm	PUR / KU	22102		22103							
	d = 70 cm	KU		22105		22106	22107	22108	22109			
	d = 80 cm									22110	22111	22112
	d = 90 cm									22115	22116	22117
	Fixed heights	h Sitting				4 5 74cm 6						5 74cm 6
		h Standing				C4 C6						C4 C6
	Height-adjustable, type 1	h Sitting				4 5 74cm 6						5 74cm 6
	Height-adjustable, type 2					74cm 6 7						74cm 6 7
		h Standing				C4 97cm						C4 97cm
	w cm		130	140	150	160	180	200	220	140	160	180
										200	220	



PRODUCT INFORMATION FlipTable2-TQ-Edu_TY_EN - 06.03.2023 - www.vs-furniture.com

FlipTable-TQ

Standing and sitting table with T-foot and square tube column and folding top.

Construction of a centrally placed black tubular steel traverse with an articulated console. Folding release can be triggered with a two-hand safety operation under the table top. With a fitting to secure the top in horizontal and vertical position and optionally with a table connector.

Table in 4 fixed sitting heights or 2 standing.

Table top made of melamine resin, laminate or veneer-coated chipboard or HPL solid core board. Chipboard with plastic or solid wood edges and partly with rounded PUR edges (see table). The corners are angular or optionally rounded.

Frame consisting of a powder-coated square tube column and a powder-coated or chrome-plated runner with lockable castors.

Function. When the top is folded up, any number of tables can be pushed together to optimise space.

Note. PUR edges are extremely resistant, but may show colour changes over time.

The following material groups are available to choose from: Frame made of steel: M1; Top made of chipboard: L6,(white writable); Top made of chipboard, HPL: L9; Top veneered: F1; Chipboard with laminate: L9.

	Table heights (± 2 cm) for students' desks Sitting (Annex A) Standing (Annex C) ● 4 = 64 cm ● C4 = 88 cm ● 5 = 71 cm ● C4 = 88 cm ● 6 = 76 cm ● C6 = 106 cm								
FlipTable-TQ	d = 65 cm	PUR / KU		22142		22143			
	d = 70 cm	KU			22145		22146	22147	22148
	d = 80 cm				22150		22151	22152	22153
	d = 90 cm				22155		22156	22157	22158
	Fixed heights	h Sitting							
		h Standing							
	w cm			130	140	150	160	180	200



PRODUCT INFORMATION FlipTable2-TR-Edu_TY_EN - 06.03.2023 - www.vs-furniture.com

FlipTable-TR

Standing and sitting table with T-foot and round tube column and folding top.

Construction of a centrally placed black tubular steel traverse with an articulated console. Folding release can be triggered with a two-hand safety operation under the table top. With a fitting to secure the top in horizontal and vertical position and optionally with a table connector.

Table in 4 fixed sitting heights or 2 standing heights.

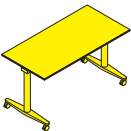
Table top made of melamine resin, laminate or veneer-coated chipboard or HPL solid core board. Chipboard with plastic or solid wood edges and partly with rounded PUR edges (see table). The corners are angular or optionally rounded.

Frame consisting of a powder-coated round tube column and a powder-coated or chrome-plated runner with lockable castors.

Function. When the top is folded up, any number of tables can be pushed together to optimise space.

Note. PUR edges are extremely resistant, but may show colour changes over time.

The following material groups are available to choose from: Frame made of steel: M1; Top made of chipboard: L6,(white writable); Top made of chipboard, HPL: L9; Top veneered: F1; Chipboard with laminate: L9.

	Table heights (± 2 cm) for students' desks Sitting (Annex A) Standing (Annex C) ● 4 = 64 cm ● C4 = 88 cm ● 5 = 71 cm ● C6 = 106 cm ● 6 = 76 cm						
FlipTable-TR	d = 70 cm	KU	22125	22126	22127	22128	22129
	d = 80 cm		22130	22131	22132	22133	22134
	d = 90 cm		22135	22136	22137	22138	22139
	Fixed heights	h Sitting	4 5 74cm 6 C4 C6				
		h Standing					
w cm			140	160	180	200	220



PRODUCT INFORMATION Puzzle-Schul_TY_EN - 03.02.2023 - www.vs-furniture.com

Puzzle Freely-shaped table for school.

Frame consisting of welded round steel-tube legs and a rectangular steel-tube frame. All steel parts are powder-coated. Single table with floor-level adjustment screws.

Table in 6 fixed heights.

Table top made of melamine-resin-coated chipboard with glued-on plastic or beech edge.

The following material groups are available to choose from: Frame made of steel tube: M1; Top made of chipboard: L6. Further products on this page: Hokki.

	Table heights (± 2 cm) for students' desks ● 2 = 53 cm ● 3 = 59 cm ● 4 = 64 cm ● 5 = 71 cm ● 6 = 76 cm ● 7 = 82 cm		
Puzzle			01470
	w-d cm		165-114
	Fixed height		



PRODUCT INFORMATION TriUnion_TY_EN - 03.02.2023 - www.vs-furniture.com

TriUnion Stand-at table for students.

Frame made from welded, screwed, round tubular steel legs with rectangular tubular steel top frame and foot support. All powder-coated. Optionally available with chrome-plated foot support and plastic kick protection. Table with castors or glide elements for hard or soft floorings.


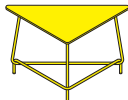
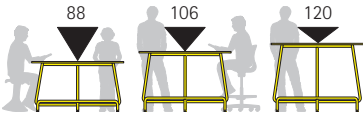
Table in 3 fixed stand-at heights.

Table top (right-angle triangle with two equal sides) made from melamine-resin coated chipboard with glued plastic edge or highly compacted tops (HPL). All table tops with rounded corners.

Function: Many combinations possible to form rows or group workspaces. Optionally with table connectors.

The following material groups are available to choose from: Frame made of steel tube: M1,(chrome-plated); Top made of chipboard: L4; HPL-top: L4.

Further products on this page: Hokki.

TriUnion	Table heights (± 2 cm) for students' desks ● C4 = 88 cm ● C6 = 106 cm ● C7 = 120 cm	Configurations 			
				01475	01476
	w-d cm			163/117-117	
	w-d Configuration 2 tables cm			123-123	
	w-d Configuration 4 tables-cm			174-174	
	Fixed height			C4	C6
					C7



PRODUCT INFORMATION M-Table_TY_EN - 09.03.2023 - www.vs-furniture.com

M-Table

Cheek table in standing and sitting height.

Construction of two side-panel elements, a table top and a stable, centrally positioned double crosspiece, each made of laminate- or veneer-coated chipboard. Additional steel connecting fittings for increased stability. Both sides with glides. As a standing table, with two additional tubular steel footrests as standard.

Table in 2 seat heights and 3 standing heights.

Electrification optionally with metal cable outlet, built-in socket or a module for wireless charging of smartphones. In the centre of the table in a maximum of 3 possible positions.

Installation: Free-standing or wall-mounted or in combination with the M-Panel as a meeting point. For use in rooms with high safety requirements, also with floor mounting.

The following material groups are available to choose from: Chipboard with laminate: L4; Top veneered: F1.

Further products on this page: PantoMove-VF.

	Table heights (± 2 cm) for students' desks Sitting ● 6 = 76 cm Standing ● C4 = 88 cm ● C6 = 106 cm ● C7 = 120 cm										
M-Table	d = 70 cm	20403	20404	20405	20406	20407	20423	20424	20425	20426	20427
	d = 80 cm	20413	20414	20415	20416	20417	20433	20434	20435	20436	20437
	w cm	160	180	200	220	240	160	180	200	220	240
	Fixed heights	74cm 6					C4 C6 C7				



PRODUCT INFORMATION Duo-Media_TY_EN - 18.10.2022 - www.vs-furniture.com

Duo-Media Computer table.

Frame of powder-coated steel tube with set-back double-legs (C-shape) on steel skids with plastic kicking protection. All steel tubes in flat-oval profile. Table suitable for floor fixing if required.

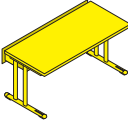
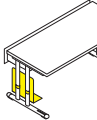
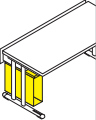
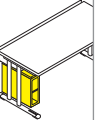
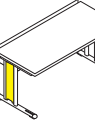
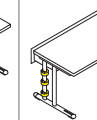
Table height of 72 cm.

Table top of melamine-resin coated chipboard with glued-on plastic edges.

Features. Table top with lockable sliding mechanism (12 cm) for access to the cable channel. Cable outlet through sealing lip over the full table width between top and side panel.

Accessories and options. Perforated-metal vertical cable channel attached without tools between the double legs. Inside solid metal, outside powder-coated perforated metal. Vertical cable guide consists of 3 plastic cable clips to push-onto the table legs. CPU bracket and CPU box made of arctic powder-coated sheet metal, for mounting on the table legs.

The following material groups are available to choose from: Frame made of steel tube: M1; Top made of chipboard: L4. Further products on this page: PantoMove-LuPo.

													
Duo-Media	d = 80	21470	21471	21472	21473	21474	21475	21476	21477	21478	21479	21480	
	w	80	90	120	140	160	180						
	h			72									
	w·h·d												
								CPU-Angle	CPU-Box	Cable channel	Cable guide		

Teachers' desks



PRODUCT INFORMATION Shift-p-BStand_TY_EN - 06.03.2023 - www.vs-furniture.com

Shift+ Base Height-adjustable teacher's desk.

Frame made from welded, powder-coated, U-shaped steel skids and a centrally positioned upright. Skids with four castors as standard, two of which are lockable.





Function: The gas spring is triggered using a handswitch at the edge of the desk top. The handswitch is equipped with a safety cover to protect against unintentional activation.

Desk height in two fixed heights or continuously height-adjustable with built-in gas spring.

Desk top made from laminate- or melamine resin-coated chipboard with glued plastic edge or from high-strength solid HPL board.

Equipment: Optionally available with a bookshelf made from metal sheet bended on three sides below the table top and/or a chipboard or HPL screen.

The following material groups are available to choose from: Frame made of steel: M1; Top made of chipboard: L4,(white writable); HPL-top: L4; Chipboard with laminate: L9.

						
Shift+ Base			01447	01444	01449	01450
	Fixed height		91,5 (110,2)		91,5 (110,2)	
	Variable height adjustment			71-115		71-115
	w-d		67-50,6		75-65	
	Optional		Bookshelf Screen			



PRODUCT INFORMATION Uno-M-Teach_TY_EN - 03.02.2023 - www.vs-furniture.com

Uno-M-Teach Teachers' desk.

Frame of powder-coated flat-oval steel tube with middle leg on flat tapering steel skids with plastic kicking protection.

Table top of melamine-resin coated chipboard with seamless moulded-on (PUR) polyurethane safety edge.

Features. Built-in cupboard and drawer are lockable on request.

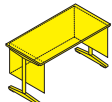
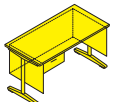
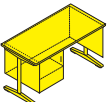
Handles. Choice of 2 different types such as plastic or metal bow handles.

Accessories and options. Glides for hard and soft floors or universal glides (2K).

Important notice. PUR edges are extremely robust, but can show signs of discoloration over time.

The following material groups are available to choose from: Frame made of steel tube: M1; Top made of chipboard with PUR edge: L2; Body and top made of chipboard: L6.

Further products on this page: PantoMove-VF.

						
Uno-M-Teach	Chipboard-PUR			04487	04498	04489
		w-d-h		130-65-76		



PRODUCT INFORMATION EcoTable-Q-Doz_TY_EN - 03.02.2023 - www.vs-furniture.com

EcoTable-Q

Lecturer's and teacher's table with square tubular legs.

Frame consisting of an all-round rectangular steel edging with welded-on table legs made from square tubular steel, powder-coated with coloured epoxy resin. The table has levelling screws, glide elements for hard or soft floorings or universal glide elements.

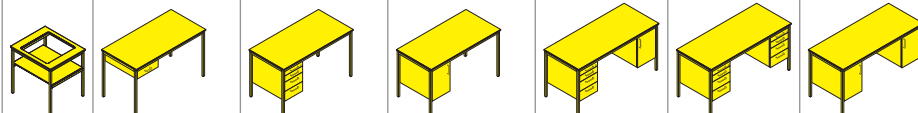
Table heights of 74 and 76 cm.

Table top made from 19-mm or 25-mm melamine resin-coated or laminate-coated chipboard with glued plastic edge or highly rigid moulded PUR edge. In some cases also with rigid 13-mm HPL top. Equipped with angled corners in all cases.

Equipped on the left, right or on both sides with a substructure with drawers or cabinet door. Optionally with panels.

The following material groups are available to choose from: Frame made of steel: M1; Top made of chipboard: L6; HPL-top: L4; Chipboard with laminate: L9.

Further products on this page: JUMPER Air Move.

												
EcoTable-Q	Chipboard-PL Laminate-PL HPL	d = 65	23137	23120	23130	23121	23131	23122	23132	23133	23134	23135
	Chipboard-PUR		23137	23120		23121		23122				
	w		75	130	150	130	150	130		150		
	h		74-76									



PRODUCT INFORMATION EcoTable-R-Doz_TY_EN - 03.02.2023 - www.vs-furniture.com

EcoTable-R

Lecturer's and teacher's table with round tubular legs.

Frame consisting of an all-round rectangular steel edging with welded-on table legs made from round tubular steel, powder-coated with coloured epoxy resin. Table with levelling screws, glide elements for hard or soft floorings or universal glide elements.

Table heights of 74 and 76 cm.

Table top made from 19-mm or 25-mm melamine resin-coated or laminate-coated chipboard with glued plastic edge or highly rigid moulded PUR edge. In some cases also with rigid 13-mm HPL top. All models available with angled or curved (radius = 25 mm) corners.

Equipped on the left, right or on both sides with a substructure with drawers or cabinet door. Optionally with panels.

The following material groups are available to choose from: Frame made of steel: M1; Top made of chipboard: L6; HPL-top: L4; Chipboard with laminate: L9.

Further products on this page: JUMPER Air Move.

EcoTable-R	Chipboard-PL Laminate-PL HPL	d = 65	23037	23020	23030	23021	23031	23022	23032	23033	23034	23035
	Chipboard-PUR		23037	23020		23021		23022				
		w	75	130	150	130	150	130		150		
		h	74-76									



PRODUCT INFORMATION RondoLift-Teach_TY_EN - 01.03.2022 - www.vs-furniture.com

RondoLift-KF

Height-adjustable sit-down and stand-at table for teachers.

Frame comprising a round central leg/post and a four- or five-foot star-shaped base made from rectangular section, all powder-coated. Leg/post with integrated gas-filled strut and hand switch on the table-top edge. The hand switch is fitted with a safety cover to protect against unintentional deployment of the gas-filled strut. Star-shaped base with lockable castors or with glide elements.

Table height infinitely variable.


Table top (barrel shape) made from melamine-resin- or veneer-coated chipboard with glued-on plastic or wooden edge. Also with high-strength HPL solid core plate.

Equipment: Table optionally with one or two drawers located at the sides and/or a screen under the table top.

Electrification optionally with a freely hanging cable conduit or a self-coiling cable chain.

The following material groups are available to choose from: Frame made of steel tube: M1; Top made of chipboard: L6; Top made of linoleum: L8; Top veneered: F1; HPL-top: L4.

Further products on this page: PantoMove-LuPo.

			
RondoLift-KF Teach			02829
	w-d		120-84
	h		71-115
	Star foot w-d		95-59
	Drawer b-h-t		47,2-7,9-43,5
	Optional		Screen Drawers



PRODUCT INFORMATION RondoLift_TY_EN - 01.03.2022 - www.vs-furniture.com

RondoLift-KF

Height-adjustable sit-at and stand-at table.

Frame comprising a round central leg/post and a four- or five-foot star-shaped base made from rectangular section, all powder-coated. Leg/post with integrated gas-filled strut and hand switch on the table-top edge. The hand switch is fitted with a safety cover to protect against unintentional deployment of the gas-filled strut. Star-shaped base with lockable castors or with glide elements.

Table height infinitely variable.

Table top of melamine resin, linoleum or veneer coated chipboard with glued-on plastic or wooden edges. Also with high-strength HPL solid core plate. Round or square tables (from 90 cm) optionally with a folding and sliding table top for safe transport.

Features. Oval table can be supplied with an optional lockable drawer and/or screen (see table) under the top.

Table top shapes are oval, circular and square.

The following material groups are available to choose from: Frame made of steel tube: M1; Top made of chipboard: L6; Top made of linoleum: L8; Top veneered: F1; HPL-top: L4.

Further products on this page: PantoMove-VF.

RondoLift-KF		02823					02828	02820	
	Folding table top		02824	02825	02826	02827			02821 02822
	ø / w-d	80	90	100	110	120	130-80	80-80	90-90 100-100
	h	71-115							
	Star foot ø / w-d	75	95			61-41	95		
	Optional						Screen		
							Drawer		



PRODUCT INFORMATION MediaBox_TY_EN - 06.04.2022 - www.vs-furniture.com

MediaBox

Storage element for teacher's workplaces.

Body element with organized access to the storage space from three sides. Protected against unauthorized access from the side, front and top by means of lockable doors and flaps. Two models permitting the teacher's desk to be positioned on either the right or left. The MediaBox can be free-standing or fixed to the floor.

Supporting plate for the positioning of a document camera with cabling via the gap in the flap as well as a function rail for integrating a monitor arm.

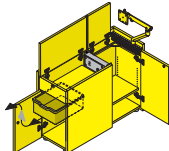


Front area with PC compartment and optionally also a Gratnells tray and a separate keyboard compartment.

Side area with compartments for a document camera and small parts.

Equipment and options. With "Flo" monitor holder, movable along a function rail With an integrated MediaSwitch of type MD_540 013 (1xVGA,1xHDMI,2xUSB) or MD_540 014 (1xVGA,2xHDMI,3xUSB) or MD_540 015 (2xVGA,1xHDMI,3xUSB).

The following material groups are available to choose from: Body made of chipboard: L6; Cheek made of chipboard: L3; Cheek veneered: F1.

Further products on this page: RondoLift-KF.

					
MediaBox				04423	04424
	Total w-h-d			40,5-77,5-102,5	
	Body w-h-d			38-74-100	
	Position substructure side			left	right



PRODUCT INFORMATION InteractiveTeach_TY_EN - 25.11.2021 - www.vs-furniture.com

InteractiveTeach Media teacher's workstation with storage space.

Workstation consisting of a side substructure, a rear substructure and a table top with a generously dimensioned cable flap. Carcass, cheek and table top made of melamine-resin-coated chipboard with glued-on plastic edge.

Side substructure (left or right) consisting of a carcass with material pull-out and CPU storage space behind a lockable swing door. Fitted on the side with a sliding panel for free access to the CPU cabling. A sliding table-top segments permits access from above to further storage space (e.g. for a document camera).

Rear substructure with a lockable swing door consisting of a cable compartment for spare cable and hardware peripherals. The compartment is accessible from above through the cable flap in the table top (see below). Further storage space at the bottom; fitted with an adjustable shelf insert and brackets for cable routing. Carcass with sheet-steel legs.

Table top comprising three segments. Sliding part on the side for access from above to the substructure. Cable flap at the rear (rear substructure) and worktop on the user side. Table top with a frame of half-oval steel tube.

Equipment. Optionally with monitor holder „Flo“.

The following material groups are available to choose from: Frame made of steel: M1; Body and front made of chipboard: L6; Cheek made of chipboard: L3.

Further products on this page: PantoMove-LuPo, RondoLift.

InteractiveTeach			04441	04442
	Overall / table w-h-d		104-80-94 / 65-74-65	
	Storage space, substructure, side w-h-d		35-74-90	
	Storage space, substructure, rear w-h-d		63-29-13	
	Storage space for camera w-h-d		35-74-35	
	Cable cap w-d		63-20	
	Position substructure side		left	right

Media rail systems



PRODUCT INFORMATION FlexiPanel-1_TY_EN - 21.12.2022 - www.vs-furniture.com

FlexiPanel for wall or cabinet mounting Media rail with one board level.

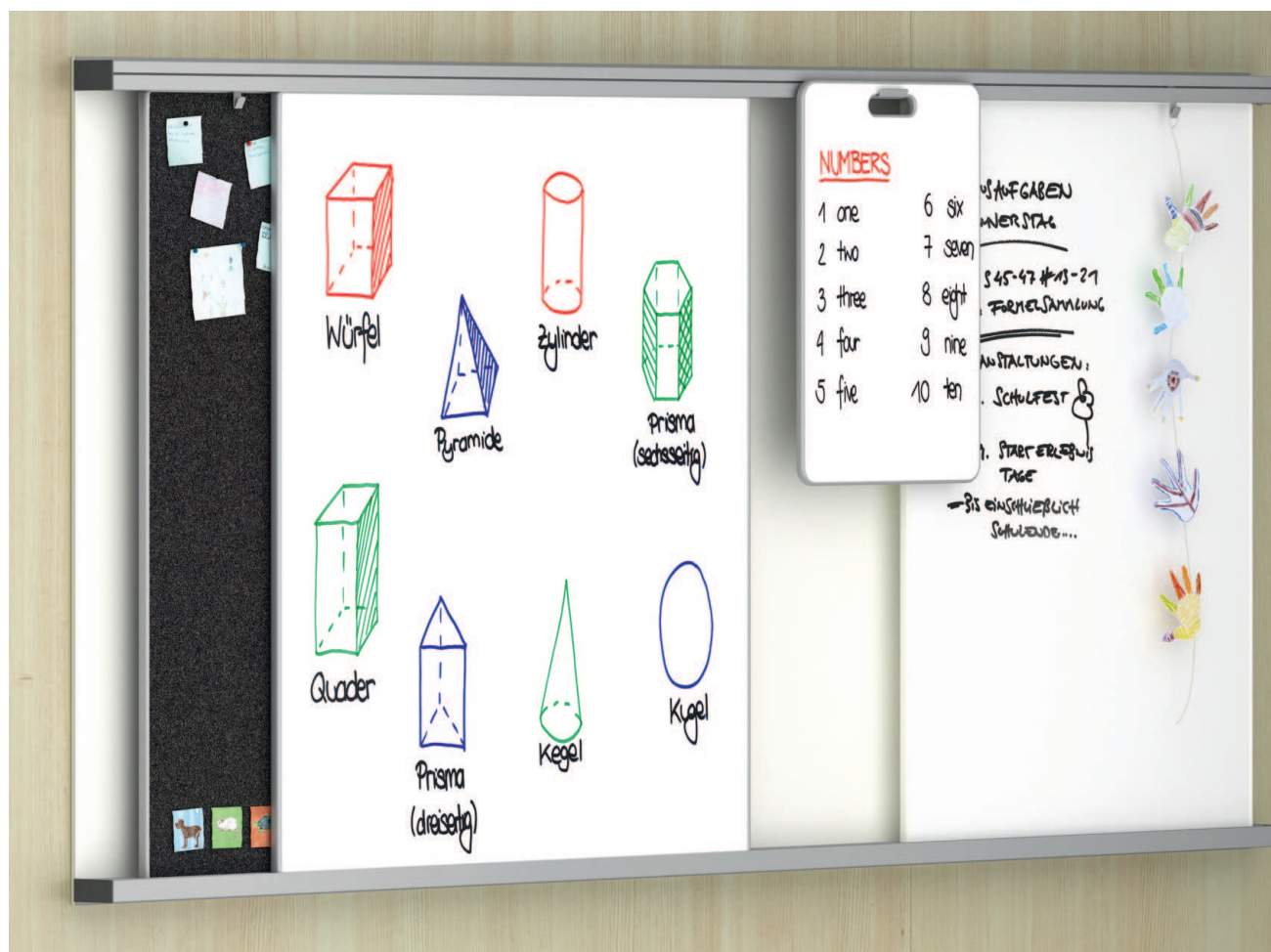
Mounting on walls or Serie 800 special add-on cabinets. When wall-mounted, it is possible to compensate for slight wall unevenness of max. 13 mm.

System consisting of two aluminium profiles positioned above one another, equipped as standard with a hook strip and optionally with an integrated picture clamping strip. Lightweight boards can easily be inserted in and removed from the one-part profiled rail. As an option, a wall-mounted, writable base surface made from enamel steel can be inserted at the back (level 0). The end of the profile is closed with a tight-fitting plastic cap.

Boards can be used on both sides and are equipped with a fabric lining that is suitable for pins, an enamel steel surface with different rulings or a laminate coating. The wood-fibre board is equipped all-round with a moulded, shock-resistant polyurethane edge.

The following material groups are available to choose from: Writing surface made of steel: E1; Pinboard made of fabric: S72; Chipboard with writable laminate: L(white).

FlexiPanel	Single rail				Board			Pin		Magnet		Hooks		Mini-board		Hook	
	Wall				Cabinet			for all rails		for boards		for wall-mounted rails					
Assembly																	
Level 1	07880				07888												
Level 1+0		07881															
Level 1+clamping strip			07882														
Level 1+0+clamping strip				07883													
w cm								07890	07891	07892	07896	07947	07894	07893	07895		
w m	1-12				1-6			80	100	112,5					40		
h cm	120				114,4			112,5							60		
								100x		1x		4x					



PRODUCT INFORMATION FlexiPanel-2_TY_EN - 21.12.2022 - www.vs-furniture.com

FlexiPanel for wall or cabinet mounting Media rail with two board levels.

Mounting on walls or Serie 800 special add-on cabinets. When wall-mounted, it is possible to compensate for slight wall unevenness of max. 13 mm.

System consisting of two aluminium profiles positioned above one another, equipped as standard with a hook strip and optionally with an integrated picture clamping strip. Lightweight boards can easily be inserted in and removed from the two-part profiled rail or can be slid in front of or behind one another. As an option, a wall-mounted, writable base surface made from enamel steel can be inserted at the back (level 0). The end of the profile is closed with a tight-fitting plastic cap. Boards can be used on both sides and are equipped with a fabric lining that is suitable for pins, an enamel steel surface with different rulings or a laminate coating. The wood-fibre board is equipped all-round with a moulded, shock-resistant polyurethane edge.

The following material groups are available to choose from: Writing surface made of steel: E1; Pinboard made of fabric: S72; Chipboard with writable laminate: L(white).

FlexiPanel		Double rail				Board			Pin	Magnet	Hooks	Mini-board	Hook
	Assembly	Wall				Cabinet	for all rails			for boards		for wall-mounted rails	
	Level 1	07884				07889							
	Level 1+0		07885										
	Level 1+clamping strip			07886									
	Level 1+0+clamping strip				07887								
						07890	07891	07892	07896	07947	07894	07893	07895
	w					800	1000	1125				400	
						1125					600		
								100x	1x	4x			



PRODUCT INFORMATION S800-FlexiPanel_TY_EN - 25.11.2021 - www.vs-furniture.com

Serie 800



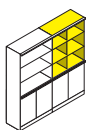



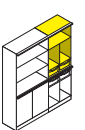


Add-on cabinets for FlexiPanel integration.


Element cabinet (see table for details) in height of 3 height units.

Type: Shelled add-on cabinet, in some cases with centre partition. With doubled top and bottom panel for attachment of FlexiPanel system rail.

Internal equipment consisting of shelf inserts or gratnells plastic boxes.

The following material groups are available to choose from: Body and bases made of chipboard: L6.

										
Serie 800		D=42,5			D=58,0			D=42,5		
	H	114,4 3FH								
	W= 40 cm	44880			44980					
	W= 50 cm	44881			44981					
	W= 60 cm	44882			44982					
	W= 71 cm							44877		
	W= 80 cm	44883			44983					
	W= 100 cm	44884	44885	44886	44984	44985	44986			
	W= 105,5 cm								44878	
	W= 120 cm	44887	44888	44889	44987	44988	44989			
	W= 140 cm									44879
	Adjustable shelf inserts	2	4	4	2	4	4	-	-	-
	CP, CPsb	-	CP	CPsb	-	CP	CPsb	-	-	-
Number of boxes (h 7,5/15)	-	-	-	-	-	-	4/2	6/3	8/4	
Number of compartments	-	-	-	-	-	-	2	3	4	



PRODUCT INFORMATION MediaPro-B_TY_EN - 05.12.2016 - www.vs-furniture.com

MediaPro-II-Basic Rail.

MediaPro-II-Basic, wall-mounted media rail.

System comprising a multifunctional aluminum rail system with an integrated picture rail and a profile section for level 1 slot-in accessories and boards.


Function. VS level 1 accessories and the picture rail (see table) can be slid over each other.

Mounting. Wall-mounted with visible screw fastenings. Longer wall rail systems are combined from several 3-meter elements and if necessary a cut element. Connection is effected linearly with a concealed adapter or with a 90° corner connector for angle joints. Comes with plastic end caps as standard. Additionally, the wall protection rail should be used to prevent the system from getting dirty in the area of the lower rollers.

Accessories. 90° corner connector, wall protection rail, plastic picture hooks, boards (also height-adjustable), flip-charts, roll-charts, projection boards and aluminum suspension hooks with integrated anti-theft protection.

The following material groups are available to choose from: Rail made of aluminium: M(anodisé).

	Max. load: 100 kg/lin.m Fastening possibility: every 40 cm						
Basic	with level 1	07800	07840	07801	07802		
	for level 1						07842
	for picture rail					07841	
	d-h	1,3-3,6	0,5-4,0				
	Length min-max	100-1200					
		Media rail	Wall protection	90° corner connector	2x Stopper	4x Picture hook	4x Suspension hook



PRODUCT INFORMATION MediaPro-C_TY_EN - 05.12.2016 - www.vs-furniture.com

MediaPro-II-Comfort Rail.

MediaPro-II-Comfort, wall-mounted media rail.

System comprising a multifunctional aluminum rail system with an integrated picture rail, a magnetically adherent decorative band and a profile section for level 1 slot-in accessories and boards.

Function. VS level 1 accessories, the picture rail and the magnetically adherent strip (see table) can be slid over each other.

Mounting. Wall-mounted with concealed screw fastenings. Longer wall rail systems are combined from several 3-meter elements and if necessary a cut element. Connection is effected linearly with a concealed adapter or with a 90° corner connector for angle joints. Comes with plastic end caps as standard. Additionally, the wall protection rail should be used to prevent the system from getting dirty in the area of the lower rollers.

Accessories. 90° corner connector, wall protection rail, plastic picture hooks, magnets, stoppers, boards (also height-adjustable), flip-charts, roll-charts, projection boards and aluminum suspension hooks with integrated anti-theft protection. The following material groups are available to choose from: Rail made of aluminium: M(anodisé).

	Max. load: 100 kg/lin.m Fastening possibility: every 40 cm							
Comfort	with level 1	07805	07840	07806	07807		07842	
	for level 1							
	for picture rail					07841		
	for magnetically adherent surface							07947
	d-h	1,4-4,5	0,5-4,0					
	Length min-max	100-1200						
		Media rail	Wall protection	90° corner connector	2x Stopper	4x Picture hook	4x Suspension hook	1x Magnet



PRODUCT INFORMATION MediaPro-P_TY_EN - 06.02.2019 - www.vs-furniture.com

MediaPro-II-Premium Rail.

MediaPro-II-Premium, wall-mounted media rail.

System comprising a multifunctional aluminum rail system with an integrated picture rail, a magnetically adherent decorative band and profile sections for level 1 and level 2 slot-in accessories and boards. Additionally with an enamel steel baseplate as level 0.

Function. VS level 1 and 2 accessories, the picture rail and the magnetically adherent strip (see table) can be slid over each other.

Mounting. Wall-mounted with concealed screw fastenings. Longer wall rail systems are combined from several 3-meter elements and if necessary a cut element. Connection is effected linearly with a concealed adapter or with a 90° corner connector for angle joints. Comes with plastic end caps as standard. Additionally, the wall protection rail should be used to prevent the system from getting dirty in the area of the lower rollers.

Accessories. 90° corner connector, wall protection rail, plastic picture hooks, magnets, stoppers, boards (also height-adjustable), flip-charts, roll-charts, projection boards and aluminum suspension hooks with integrated anti-theft protection. The following material groups are available to choose from: Rail made of aluminium: M(anodisé).

	Max. load: 100 kg/lin.m Fastening possibility: every 40 cm										
Premium	with level 1, 2	07813	07814	07815	07816	07810	07840	07811	07812		
	for level 2										07842
	for picture rail									07841	
	for magnetically adherent surface										07947
	d-h					1,6;8,6	0,5;4,0				
	h	100	120	100	120						
	Length min-max	200, 250, 300, 350, 400				100-1200					
		Media rail, baseplate				Rail	Wall protection	90° corner connector	2x Stopper	4x Picture hook	4x Suspension hook
		Wall protection strip		Shelf protection strip							1x Magnet



PRODUCT INFORMATION MediaPro-Board_TY_EN - 09.09.2022 - www.vs-furniture.com

MediaPro-II Board.

System. Boards for slotting into the MediaPro-II rail systems. Can optionally be used on two sides or one side. The elements can be easily slid.

Function. Level 1 boards can be slid over elements of the picture rail and the magnetically adherent strip. Level 2 boards can also be slid over level 1 slot-in elements.

Board areas. Sturdy, lightweight design with anodized aluminum edging and rounded safety corners. Aluminum safety hanging fittings with integrated plastic glide elements or aluminum roller glide elements and unhinging retainer at the top. Aluminum-colored plastic spacer wheels at the bottom.

Board surfaces. Enamel steel (with and without lines) for chalk or VS boardmarker, cork linoleum, natural cork and felt covering (suitable for pins) are available. Different materials can be used on the front and back of all boards.

Accessories. Magnetically adherent pen holder and sponge holder.

Note. The models can only be used in each case within one system, i.e. MediaPro-Basic or Comfort or Premium, and one level.

The following material groups are available to choose from: Writing surface made of steel: E1; Projection surface: E(matt white).

Board	Basic	Level 1	07820	07821	07822	07823	07824						07844	07845
	Comfort													
	Premium													
	Premium	Level 2						07820	07821	07822	07823	07824		
		w-h	80-100	120-100	100-120	120-120	135-120	80-100	120-100	100-120	120-120	135-120		
one or two sides								one side					Pen holder	Sponge holder



PRODUCT INFORMATION MediaPro-Chart_TY_EN - 06.04.2022 - www.vs-furniture.com

MediaPro-II Flipchart, rollchart.

System. Charts for slotting into the MediaPro-II rail systems. The elements can be easily slid.

Function. Level 1 boards can be slid over elements of the picture rail and the magnetically adherent strip. Level 2 boards can also be slid over level 1 slot-in elements.

Board areas. Sturdy, lightweight design with anodized aluminum edging and rounded safety corners. Aluminum safety hanging fittings with integrated rollers and unhinging retainer at the top. Aluminum-colored plastic spacer wheels at the bottom.

Board surfaces in white enamel steel (without lines) for VS boardmarker and with paper holders for flip- and roll-charts including pad or roll of paper.

Note. The model can only be used in each case within one system, i.e. MediaPro-Basic or Comfort or Premium, and the corresponding level.

The following material groups are available to choose from: Writing surface made of steel: E(white).

Flipchart Rollchart	Basic	Level 1	07825	07826			07827	07828		
	Comfort									
	Premium	Level 2								
	Accessories				07846				07847	
		w-h	70-100	70-120	68-99	70-100	70-120	68-3000		
			Flipchart		Flipchart block		Rollchart		Rollchart roll	
			10 pads, each w/ 20 sheets						2 30 m rolls	



PRODUCT INFORMATION MediaPro-PBoard-N_TY_EN - 05.12.2016 - www.vs-furniture.com

MediaPro-II Projection board (tilting).

System. Projection boards for slotting into the MediaPro-II rail systems. The elements can be easily slid.

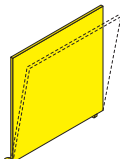
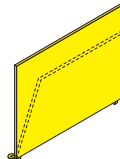
Function. Level 1 boards can be slid over elements of the picture rail and the magnetically adherent strip. Level 2 boards can also be slid over level 1 slot-in elements.

Projection areas. Sturdy, lightweight design with anodized aluminum edging and rounded safety corners. Aluminum safety hanging fittings with integrated rollers and unhinging retainer at the top. Aluminum-colored plastic spacer wheels at the bottom.

Board surfaces in coated matt white for slide, film, daylight, LCD and video projections. Board function. Tilting.

Note. The model can only be used in each case within one system, i.e. MediaPro-Basic or Comfort or Premium, and the corresponding level.

The following material groups are available to choose from: Projection surface: E(matt white).

											
Projektion	Basic	Level 1	07830	07831	07832	07833	07834	07835	07836	07837	07838
	Comfort										
	Premium	Level 2									
		w-h	135-135	150-150	165-165	180-180	200-200	160-120	180-135	200-150	220-165
		Protrusion, top	15	30	45	60	80	0	15	30	45
tilting up to 28° (1:1)								tilting up to 28° (4:3)			

Boards



PRODUCT INFORMATION TopScript-I_TY_EN - 14.03.2023 - www.vs-furniture.com

TopScript-I Elongated wall board with one writing or pin surface.

Installation. Wall-mounted, suspended

Board surfaces made from steel sheet, corkinol, cork or cork with fabrics (without modell 66514-16), held in frame without screws, with rounded aluminium profiles and safety corners. Chalk strip (optional) and wiper holder (optional) made from aluminium with natural anodized finish and with side safety caps.

Accessories. Aluminium picture clamping strip with four movable clamping points per linear metre.

Note: Please note any discrepant dimensions during assembly.

The following material groups are available to choose from: Pinboard made of fabric: S72; Pinboard made of cork: K1;

Writing surface made of steel: E1.

Further products on this page: JUMPER Air Move, EcoTable-Q.

TopScript-I	w		100	120	150	200,4	250,4	300,4	400,4
			66500		66501	66502			
	Total h		80		80	80			
			66503	66504	66505	66506	66507	66508	66509
	Total h		100,8	100,8	100,8	100,8	100,8	100,8	100,8
						66510	66511	66512	66513
	Total h					120,8	120,8	120,8	120,8
						66514	66515	66516	
	Total h					153,2	153,2	153,2	



PRODUCT INFORMATION TopMove-I_TY_EN - 10.08.2022 - www.vs-furniture.com

TopMove-I Sliding board with one writing surface.

Sliding frame with extruded surround, aluminium profiles with natural anodized finish and chipboard front cover. Counterweights made from steel or plastic, lightweight, low-noise and maintenance-free, travelling in body. The board surface can be moved vertically.





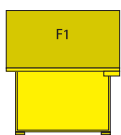
Installation. Wall (A) or floor-mounted (B), free-standing (C) or mobile (D).

Board surfaces made from steel sheet, held in frame without screws, with rounded aluminium profiles and safety corners. Wiper holder and chalk strip on the board surfaces made from aluminium with natural anodized finish and with side safety caps.

Accessories. Wall-mounted projection surface.

The following material groups are available to choose from: Frame made of aluminium: M(anodisé); Writing surface made of steel: E1.

Further products on this page: JUMPER Air Move, EcoTable-Q.

	   			
TopMove-I			66620 200-100	66621 200-120
	Surface 1			
	A Total h min/max (wall mounted)		169,5 / 224,5	169,5 / 244,5
	B Total h min/max (floor mounted)		164,0 / 219,0	169,5 / 244,5
	C Total h min/max (free-standing)			
	D Total h min/max (mobile)		172,5 / 227,5	172,5 / 247,5



PRODUCT INFORMATION TopMove-V_TY_EN - 10.08.2022 - www.vs-furniture.com

TopMove-V Sliding board with five writing surfaces.

Sliding frame with extruded surround, aluminium profiles with natural anodized finish and chipboard front cover. Counterweights made from steel or plastic, lightweight, low-noise and maintenance-free, travelling in body. The board surface can be moved vertically.





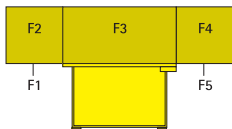
Installation. Wall (A) or floor-mounted (B), free-standing (C) or mobile (D).

Board surfaces made from steel sheet, held in frame without screws, with rounded aluminium profiles and safety corners. Chalk strip and wiper holder on main surface (F3) and dirt collection channel on the two wings (F1, F2/F4, F5) made from aluminium with natural anodized finish and with side safety caps.

Accessories. Wall-mounted projection surface. Model 66600 optionally with insertable matte glass wing.

The following material groups are available to choose from: Frame made of aluminium: M(anodisé); Writing surface made of steel: E1.

Further products on this page: JUMPER Air Move, EcoTable-Q.

	   			
TopMove-V			66600	66601
Surface 3			200-100	200-120
Wing 1,2,4,5			100-100	100-120
A Total h min/max (wall mounted)			169,5 / 224,5	169,5 / 244,5
B Total h min/max (floor mounted)			164,0 / 219,0	164,0 / 239,0
C Total h min/max (free-standing)				
D Total h min/max (mobile)			172,5 / 227,5	172,5 / 247,5



PRODUCT INFORMATION TopPilon-I_TY_EN - 04.03.2021 - www.vs-furniture.com

TopPilon-I Pylon board with one writing surface.

Pair of pylons (pair of uprights) made from extruded aluminium profiles with natural anodized finish. Counterweights made from steel or plastic, lightweight, low-noise and maintenance-free, travelling in the uprights. The board surface can be moved vertically between the pylons. See table for maximum pylon height.

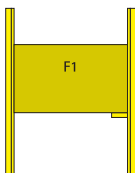
Installation. Wall mounting.

Board surfaces made from steel sheet, held in frame without screws, with rounded aluminium profiles and safety corners. Wiper holder and chalk strip on the board surfaces made from aluminium with natural anodized finish and with side safety caps.

Accessories. Centre, wall-mounted projection surface.

The following material groups are available to choose from: Pylon made of aluminium: M(anodisé); Writing surface made of steel: E1.

Further products on this page: JUMPER Air Move, EcoTable-Q.

													
TopPilon-I		66720	66721	66722	66723	66725	66726	66727	66728	66730	66731	66732	66733
	Surface 1	200-100	200-120	200-150	250-100	250-120	250-150	300-100	300-120	300-150	400-100	400-120	400-150
	Total w	225			275			325			425		
	Column h	250-350											



PRODUCT INFORMATION TopPilon-II_TY_EN - 28.04.2020 - www.vs-furniture.com

TopPilon-II

Pylon double board with two writing surfaces.

Double pair of pylons (pair of uprights) made from extruded aluminium profiles with natural anodized finish.

Counterweights made from steel or plastic, lightweight, low-noise and maintenance-free, travelling in the uprights. The board surface can be moved vertically between the pylons. See table for maximum pylon height.

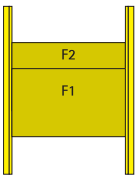
Installation. Wall mounting.

Board surfaces made from steel sheet, held in frame without screws, with rounded aluminium profiles and safety corners. Chalk strip on the board surfaces made from aluminium with natural anodized finish and with side safety caps

Accessories. Centre, wall-mounted projection surface.

The following material groups are available to choose from: Pylon made of aluminium: M(anodisé); Writing surface made of steel: E1.

Further products on this page: JUMPER Air Move, EcoTable-Q.

											
TopPilon-II			66740	66741	66742	66743	66745	66746	66747	66748	
	Surface 1,2		200-100	200-120	250-100	250-120	300-100	300-120	400-100	400-120	
	Total w		225		275		325		425		
	Column h		250-350								



PRODUCT INFORMATION TopPilon-V_TY_EN - 28.04.2020 - www.vs-furniture.com

TopPilon-V

Pylon folding board with five writing surfaces.

Pair of pylons (pair of uprights) made from extruded aluminium profiles with natural anodized finish. Counterweights made from steel or plastic, lightweight, low-noise and maintenance-free, travelling in the uprights. The board surface can be moved vertically in front of the pylons. See table for maximum pylon height.

Installation. Wall mounting.

Board surfaces made from steel sheet, held in frame without screws, with rounded aluminium profiles and safety corners. Chalk strip and wiper holder (optional) on main surface (F3) and dirt collection channel on the two wings (F1, F2/F4, F5) made from aluminium with natural anodized finish and with side safety caps.

Accessories. Centre, wall-mounted projection surface.

The following material groups are available to choose from: Pylon made of aluminium: M(anodisé); Writing surface made of steel: E1.

Further products on this page: JUMPER Air Move, EcoTable-Q.

TopPilon-V			66705	66706	66707	66708	66700	66701	66702	66703
	Surface 3		200-100	200-120	200-150	250-120	200-100	200-120	200-150	250-120
	Wing 1,2,4,5		100-100	100-120	100-150	125-120	100-100	100-120	100-150	125-120
	Column h		197				250-350			



PRODUCT INFORMATION TopPilon-VI_TY_EN - 04.10.2021 - www.vs-furniture.com

TopPilon-III, TopPilon-VI Double-pylon folding board with six writing surfaces.

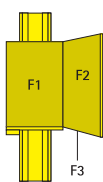
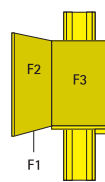
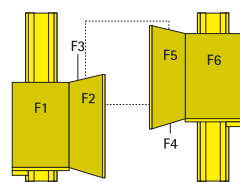
One or Two pairs of pylons (pairs of uprights) made from combined, extruded aluminium profiles with natural anodized finish. Counterweights made from steel or plastic, lightweight, low-noise and maintenance-free, travelling in the uprights. The board surface can be moved vertically in front of the pylons. See table for maximum pylon height.

Installation. Wall mounting.

Board surfaces made from steel sheet, held in frame without screws, with rounded aluminium profiles and safety corners. Chalk strip and wiper holder on main surface and dirt collection channel on the wings made from aluminium with natural anodized finish and with side safety caps.

Accessories. Centre-mounted projection surface or screen.

The following material groups are available to choose from: Pylon made of aluminium: M(anodisé); Writing surface made of steel: E1.

														
TopPilon-III TopPilon-VI	Wing right	66766	66768	66770	66772	66774	66776							
	Wing left	66767	66769	66771	66773	66775	66777							
	Wing right + left							66760	66761	66762	66763	66764	66765	
	Surface	100-100	100-120	100-150	120-120	150-120	150-150	100-100	100-120	100-150	120-120	150-120	150-150	
	Wing				100-120		100-150				100-120		100-150	
Column h	250-350													



PRODUCT INFORMATION TopPilon-Tridacta_TY_EN - 28.04.2020 - www.vs-furniture.com

TopPilon-Tridacta

Pylon board with two writing and one projection surface.

Two pairs of pylons (pair of uprights) made from extruded aluminium profiles with natural anodized finish. Counterweights made from steel or plastic, lightweight, low-noise and maintenance-free, travelling in the uprights. The board surface can be moved vertically and horizontally in front of the pylons. See table for maximum pylon height.

Installation. Wall mounting.

Board surfaces made from steel sheet, held in frame without screws, with rounded aluminium profiles and safety corners. Wiper holder and chalk strip on the board surfaces (F1, F2) made from aluminium with natural anodized finish and with side safety caps.

Centre, wall-mounted projection surface. Surface can be tilted to any position, held in frame without screws, with rounded aluminium profiles and safety corners.

The following material groups are available to choose from: Pylon made of aluminium: M(anodisé); Writing surface made of steel: E1; Projection surface: E(matt white).

Further products on this page: JUMPER Air Move, EcoTable-Q.

TopPilon-Tridacta			66750	66751
	Surface 1,2		200-120	200-150
	Projection		150-150	
	Total w		554	
	Column h		250-350	



PRODUCT INFORMATION VistaFixWand_TY_EN - 23.03.2023 - www.vs-furniture.com

VistaFix
Projection screen for wall mounting.

Installation. Wall-mounting hanging.

Projection screen is enclosed without screws in rounded aluminium profile with safety corners.

Note: The projection screen is not suitable for use with ceiling-mounted projectors.

The following material groups are available to choose from: Projection surface: L(grey white).

Further products on this page: JUMPER Air Move, EcoTable-Q.

			<div></div>					
VistaFix	Projection	66549						
	1:1	147-147						
	16:10		160-100	192-120	215-135	244-153	271-170	



PRODUCT INFORMATION VistaFlexPilon_TY_EN - 14.07.2022 - www.vs-furniture.com

VistaFlex, VistaFlex-Pilon Projection screen.

Installation on TopPilon single-surface and double-surface boards or with bracket on ceiling or wall.

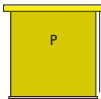
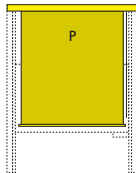
Material. Extruded aluminium (white RAL 9016) housing, corresponding to the spacing between the columns.

Features Type A. Bevel gear drive on right hand side with removable winding handle. Height of projection screen continuously adjustable with automatic end stop when fully pulled-out.

Features Type B. Plug-in electric motor on right hand side with cable. Height of projection screen continuously adjustable with automatic end stop (Connection to electricity supply is customer responsibility).

The following material groups are available to choose from: Projection surface: E(diffusing).

Further products on this page: JUMPER Air Move, EcoTable-Q.

													
VistaFlex	Type A	06452	06453	06454	06455	06456	06470	06471	06472	06473	06474	06475	06476
	Type B	06462	06463	06464	06465	06466	06480	06481	06482	06483	06484	06485	06486
	Projection	200-200	250-200	250-250	300-250	300-300	180-200	200-200	200-200	250-200	200-200	250-200	300-200
	for board w						200		250		300		400
	Total w	216	266	266	316	316	225		275		325		425
	Housing	11-11											



PRODUCT INFORMATION TopMobil-Circle_TY_EN - 15.03.2023 - www.vs-furniture.com

TopMobil-Circle Framed board with two writing surfaces.

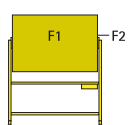
Frame made from powder-coated oval steel tube. Mobile with four castors, two of which are lockable.

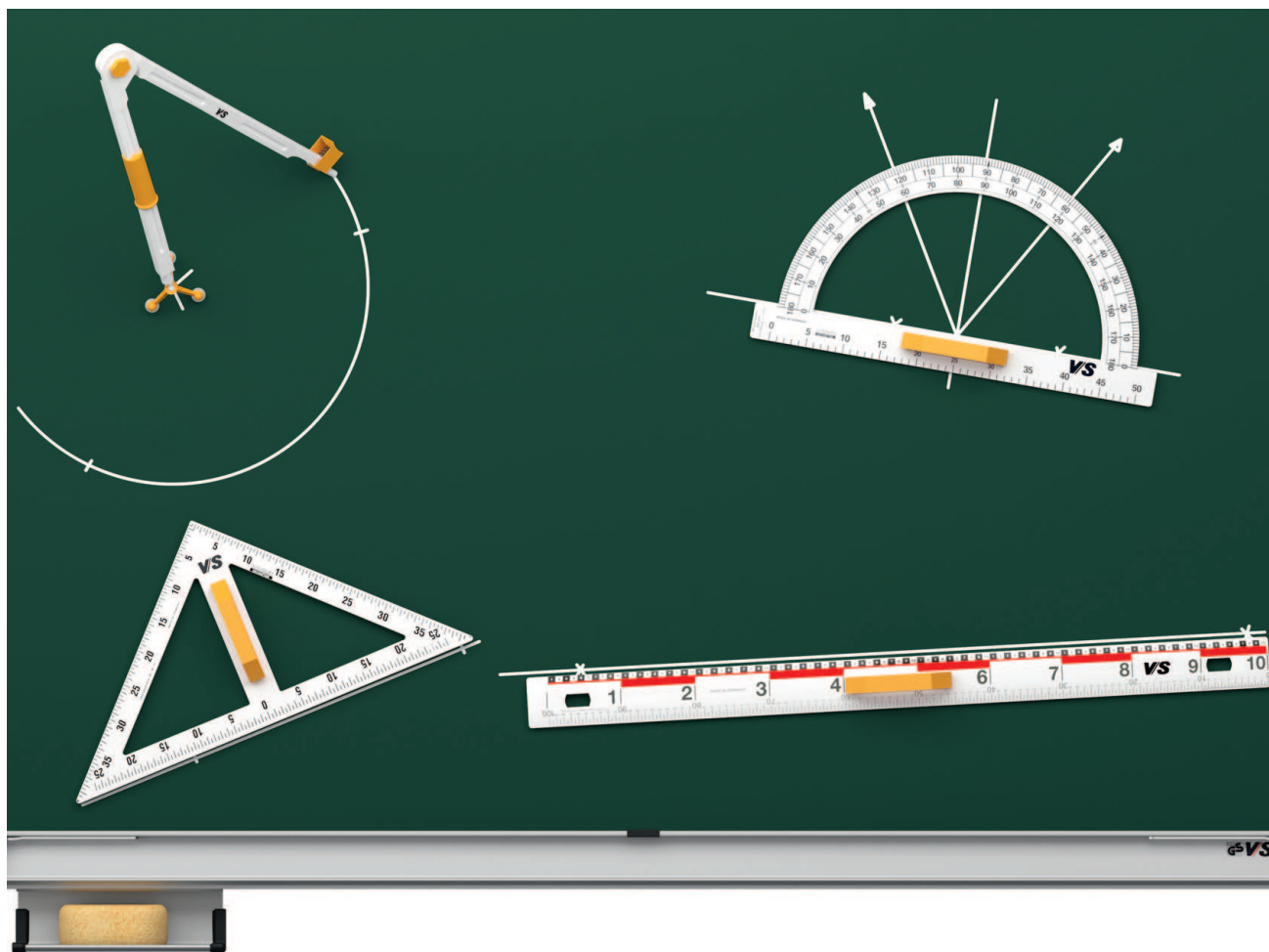
Installation. Mobile.

Board surfaces can be rotated horizontally through 360° and can be fixed in any position, usable on both sides. Board surface made from steel sheet, cork or cork with fabric, held in frame without screws, with rounded aluminium profiles, safety corners, wiper and chalk holder.

The following material groups are available to choose from: Pinboard made of fabric: S72; Pinboard made of cork: K1; Writing surface made of steel: E1.

Further products on this page: JUMPER Air Move, EcoTable-Q.

					
TopMobil-Circle			66550	66551	66552
	Surface 1,2		150-100	200-100	200-120
	Total h		198		208



PRODUCT INFORMATION Zeichengeräte_TY_EN - 08.11.2018 - www.vs-furniture.com

Drawing equipment.

Pointer, ruler (with graduations), 45° square, 30° square, protractor, angle and compass.

Drawing equipment Set (6936). Unbreakable plastic storage case, for separate wall attachment. 4 plastic parts consisting of: pointer (6920), ruler (6921), protractor (6924), compass (6926).

Drawing equipment Set (6937). Unbreakable plastic storage case, for separate wall attachment. 6 plastic parts consisting of: pointer, glass-fibre (6920), ruler (6921), 45° square (6922), 30° square (6923), angle (6925), compass (6926).

06920	06921	06922	06923	06924	06925	06926	06936	06937
Pointer	Ruler	45° square	30° square	Protractor	Angle	Compass	Board drawing set	
100								



Multipurpose chairs, office swivel chairs



PRODUCT INFORMATION Jumper-Air-Active_TY_EN - 06.03.2023 - www.vs-furniture.com

JUMPER Air Active







Forward-sprung cantilevered office chair.

Frame made from curved, powder-coated or chromium-plated circular steel tube. The chair and armrest chair are stackable (see table).

Seat shell made from double-walled, structured polypropylene (Air) for comfortable seating with air cushion effect. The shell is manufactured with a hidden seat fixing and is available in the sizes L and XL. Optionally available with upholstered seat or all-round upholstery consisting of plastic core with taut fabric cover.

Equipment and options. Glide elements for hard and soft floors or 2C universal glide elements.

The following material groups are available to choose from: Frame made of steel tube: M1,(chrome-plated); Seat and backrest: C4,(white); Fabric cover: S40,46,51,52,64,73,74,78,79,80,81.

	Upholstery: Seat 15 mm. Backrest 10 mm.						
JUMPER Air Active		33410	33412	33413	33415	33416	33417
	Seat w-h-d	470-465-460	485-480-460	470-465-460	485-480-460	440-460-425	455-475-425
	Total w-h-d	532-849-547	532-854-547	615-849-547	615-854-547	519-812-515	
	Armrest h			669			
	Seat shell	XL				L	
	Stacking height	5		3		5	



PRODUCT INFORMATION Jumper-Air-Four_TY_EN - 06.03.2023 - www.vs-furniture.com

JUMPER Air Four Four-legged office chair.






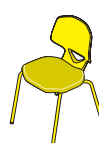
Frame made from curved, powder-coated or chromium-plated circular steel tube. The chair and armrest chair are stackable (see table).

Seat shell made from double-walled, structured polypropylene (Air) for comfortable seating with air cushion effect. The shell is manufactured with a hidden seat fixing and is available in the sizes L and XL. Optionally available with upholstered seat or all-round upholstery consisting of plastic core with taut fabric cover.

Equipment and options. With glide elements for hard or soft floorings or with 2C universal glide elements depending on model.

Accessories. Stacking trolley model 31198 for 1 stack of chairs.

The following material groups are available to choose from: Frame made of steel tube: M1,(chrome-plated); Seat and backrest: C4,(white); Fabric cover: S40,46,51,52,64,73,74,78,79,80,81.

	Upholstery: Seat 15 mm. Backrest 10 mm.						
JUMPER Air Four		33310	33312	33313	33315	33316	33317
	Seat w-h-d	470-460-460	485-475-460	470-460-460	485-475-460	440-460-425	455-475-425
	Total w-h-d	538-838-566	538-845-571	615-838-566	615-845-571	512-809-529	
	Armrest h			654			
	Seat shell	XL				L	
	Stacking height	5		3		5	



PRODUCT INFORMATION Jumper-Air-Four-P_TY_EN - 16.01.2023 - www.vs-furniture.com

JUMPER Air Four Plus Chair for high sitting.





Frame made from curved, powder-coated or chromium-plated circular steel tube. The chair is stackable (see table).

Chairs in 4 fixed heights for temporary sitting up at sit-stand or stand-up tables.

Seat shell made from double-walled, structured polypropylene (Air) for comfortable seating with air cushion effect. With covered seat fixing and grip hole.

Equipment and options. Glide elements for hard and soft floors or 2C universal glide elements.

The following material groups are available to choose from: Frame made of steel tube: M1,(chrome-plated); Seat and backrest: C4.

						
JUMPER Air Four Plus			33304	33305	33306	33307
Seat w-h-d mm			440-610-425	440-720-425	440-760-425	440-830-425
Total w-h-d mm			518-950-554	522-1060-572	524-1100-597	524-1171-622
Distance of seat to floor mm			610	720	760	830
Distance of seat to foot position h mm			460			
Optimum table height mm			840-910	950-1020	990-1060	1060-1130
Seat shell			L			
Stacking height			5			



PRODUCT INFORMATION Jumper-Air-Meet_TY_EN - 06.03.2023 - www.vs-furniture.com







JUMPER Air Meet Backward-sprung cantilevered office chair.

Frame made from curved, powder-coated or chromium-plated circular steel tube. The chair and armrest chair are stackable (see table).

Seat shell made from double-walled, structured polypropylene (Air) for comfortable seating with air cushion effect. The shell is manufactured with a hidden seat fixing and is available in the sizes L and XL. Optionally available with upholstered seat or all-round upholstery consisting of plastic core with taut fabric cover.

Equipment and options. Glide elements for hard and soft floors or 2C universal glide elements.

The following material groups are available to choose from: Frame made of steel tube: M1,(chrome-plated); Seat and backrest: C4,(white); Fabric cover: S40,46,51,52,64,73,74,78,79,80,81.

	Upholstery: Seat 15 mm. Backrest 10 mm.						
JUMPER Air Meet		33610	33612	33613	33615	33616	33617
	Seat w-h-d	470-471-460	485-486-460	470-471-460	485-486-460	440-472-425	455-487-425
	Total w-h-d	531-888-571	531-893-571	615-888-571	615-893-571	513-849-525	
	Armrest h			693			
	Seat shell		XL				L
	Stacking height	5		3		5	



PRODUCT INFORMATION Jumper-Air-Move_TY_EN - 06.03.2023 - www.vs-furniture.com







JUMPER Air Move Office swivel chair for seated and standing workplaces.

Frame consisting of an aluminium star-foot and plastic-covered gas spring mechanism. Plus model for raised seated/standing workplaces with castors that are locked in place when under load and a fixable foot ring that is height-adjustable in 3-cm steps. Available as both a chair and armrest chair.

Seat shell made from double-walled, structured polypropylene (Air) for comfortable seating with air cushion effect. The shell is manufactured with a hidden seat fixing and is available in the sizes XL and L. Optionally available with upholstered seat consisting of plastic core with taut fabric cover.

Equipment and options. Depending on the model, equipped with glide elements or castors for hard or soft floorings or with 2C universal glide elements. Optionally available with particularly ergonomic 3D rocker mechanism.

The following material groups are available to choose from: Frame made of steel tube: M1,(chrome-plated); Seat and backrest: C4,(white); Fabric cover: S40,46,51,52,64,73,74,78,79,80,81.

		Upholstery: Seat 15 mm. Backrest 10 mm.						
JUMPER Air Move	Lift		33510	33512	33513	33515		33517
		Seat w-h-d	470-446-574-460	485-461-589-460	470-446-574-460	485-461-589-460		455-433-561-425
		Total w-h-d	686-847-975-686	686-831-959-686	686-847-975-686	686-831-959-686		601-780-908-601
		Armrest h			660-788			
		Seat shell		XL				L
		Height increase with castors		+ 7,0				+ 23,5
	Plus		33520	33522	33523	33525	33526	33527
		Seat w-h-d	470-530-778-460	485-545-793-460	470-530-778-460	485-545-793-460	440-503-751-425	455-518-766-425
		Total w-h-d	686-932-1180-686	686-947-1195-686	686-932-1180-686	686-947-1195-686	601-864-1112-601	
		Armrest h			745-993			
		Seat shell		XL				L
		Height increase with castors		- 2,0				+ 23,5



PRODUCT INFORMATION Jumper-Ply-Active_TY_EN - 06.03.2023 - www.vs-furniture.com








JUMPER Ply Active Forward-sprung cantilevered office chair.

Frame made from curved, powder-coated or chromium-plated circular steel tube. The chair and armrest chair are stackable (see table).

Seat shell made from beech plywood (Ply) with anti-slip paint, concealed seat fixing and grip hole. Optionally available with upholstered seat or all-round upholstery, each with taut fabric cover.

Equipment and options. Glide elements for hard and soft floors or 2C universal glide elements.

The following material groups are available to choose from: Frame made of steel tube: M1,(chrome-plated); Seat and backrest: H1; Fabric cover: S40,46,51,52,64,73,74,78,79,80,81.

	Upholstery: Seat 15 mm. Backrest 10 mm.							
JUMPER Ply Active		33460	33461	33462	33463	33464	33465	33466
	Seat w-h-d	470-465-442	485-480-442		470-465-442	485-480-442		440-465-422
	Total w-h-d	532-852-547	532-857-547		615-852-547	615-857-547		519-816-515
	Armrest h				669			
	Seat shell	XL						L
	Stacking height	5			3			5



PRODUCT INFORMATION Jumper-Ply-Four_TY_EN - 06.03.2023 - www.vs-furniture.com

JUMPER Ply Four Four-legged office chair.








Frame made from curved, powder-coated or chromium-plated circular steel tube. The chair and armrest chair are stackable (see table).

Seat shell made from beech plywood (Ply) with anti-slip paint, concealed seat fixing and grip hole. Optionally available with upholstered seat or all-round upholstery, each with taut fabric cover.

Equipment and options. With glide elements for hard or soft floorings or with 2C universal glide elements depending on model.

Accessories. Stacking trolley model 31198 for 1 stack of chairs.

The following material groups are available to choose from: Frame made of steel tube: M1,(chrome-plated); Seat and backrest: H1; Fabric cover: S40,46,51,52,64,73,74,78,79,80,81.

	Upholstery: Seat 15 mm. Backrest 10 mm.							
JUMPER Ply Four		33360	33361	33362	33363	33364	33365	33366
	Seat w-h-d	471-460-442	486-475-442		471-460-442	486-475-442		440-460-422
	Total w-h-d	538-840-567	538-840-567	538-845-567	615-840-567	615-840-567	615-845-567	513-803-532
	Armrest h				655			
	Seat shell	XL						L
	Stacking height	5			3			5



PRODUCT INFORMATION Jumper-Ply-Four-P_TY_EN - 06.03.2023 - www.vs-furniture.com

JUMPER Ply Four Plus Chair for high sitting.





Frame made from curved, powder-coated or chromium-plated circular steel tube. The chair is stackable (see table).

Chairs in 4 fixed heights for temporary sitting up at sit-stand or stand-up tables.

Seat shell made from double-walled, structured polypropylene (Air) for comfortable seating with air cushion effect. With covered seat fixing and grip hole.

Equipment and options. Glide elements for hard and soft floors or 2C universal glide elements.

The following material groups are available to choose from: Frame made of steel tube: M1,(chrome-plated); Seat and backrest: H1.

						
JUMPER Ply Four Plus			33354	33355	33356	33357
Seat w-h-d mm			440-610-422	440-720-422	440-760-422	440-830-422
Total w-h-d mm			518-955-557	522-1064-575	524-1105-581	526-1175-593
Distance of seat to floor mm			610	720	760	830
Distance of seat to foot position h mm			460			
Optimum table height mm			840-910	950-1020	990-1060	1060-1130
Seat shell			L			
Stacking height			5			



PRODUCT INFORMATION Jumper-Ply-Meet_TY_EN - 06.03.2023 - www.vs-furniture.com

JUMPER Ply Meet








Backward-sprung cantilevered office chair.

Frame made from curved, powder-coated or chromium-plated circular steel tube. The chair and armrest chair are stackable (see table).

Seat shell made from beech plywood (Ply) with anti-slip paint, concealed seat fixing and grip hole. Optionally available with upholstered seat or all-round upholstery, each with taut fabric cover.

Equipment and options. Glide elements for hard and soft floors or 2C universal glide elements.

The following material groups are available to choose from: Frame made of steel tube: M1,(chrome-plated); Seat and backrest: H1; Fabric cover: S40,46,51,52,64,73,74,78,79,80,81.

	Upholstery: Seat 15 mm. Backrest 10 mm.							
JUMPER Ply Meet		33660	33661	33662	33663	33664	33665	33666
	Seat w-h-d	470-460-442	485-475-442		470-460-442	485-475-442		440-460-422
	Total w-h-d	531-891-571		551-896-571	615-891-571		615-896-571	513-854-525
	Armrest h				693			
	Seat shell	XL						L
	Stacking height	5			3			5



PRODUCT INFORMATION Jumper-Ply-Move_TY_EN - 06.03.2023 - www.vs-furniture.com








JUMPER Ply Move Office swivel chair for seated and standing workplaces.

Frame consisting of an aluminium star-foot and plastic-covered gas spring mechanism. Plus model for raised seated/standing workplaces with castors that are locked in place when under load and a fixable foot ring that is height-adjustable in 3-cm steps. Available as both a chair and armrest chair.

Seat shell made from beech plywood (Ply) with anti-slip paint, concealed seat fixing and grip hole. Optionally available with upholstered seat or all-round upholstery, each with taut fabric cover.

Equipment and options. Depending on the model, equipped with glide elements or castors for hard or soft floorings or with 2C universal glide elements. Optionally available with particularly ergonomic 3D rocker mechanism.

The following material groups are available to choose from: Frame made of steel tube: M1,(chrome-plated); Seat and backrest: H1; Fabric cover: S40,46,51,52,64,73,74,78,79,80,81.

		Upholstery: Seat 15 mm. Backrest 10 mm.								
JUMPER Ply Move	Lift		33560	33561	33562	33563	33564	33565		
		Seat w-h-d	470-450-602-442	485-465-617-442		470-450-602-442	485-465-617-442			
		Total w-h-d	686-848-1000-686		686-853-1000-686	686-848-1000-686		686-853-1000-686		
		Armrest h				658-810				
		Seat shell	XL							
		h+ (with castors)	+ 7,0							
	Plus		33570	33571	33572	33573	33574	33575	33576	
		Seat w-h-d	470-540-815-442	485-555-830-442		470-540-815-442	485-555-830-442		440-508-830-422	
		Total w-h-d	655-938-1213-655	655-953-1228-655	655-958-1233-655	655-938-1213-655	655-953-1228-655	655-958-1233-655	601-871-1146-601	
		Armrest h				748-1023				
		Seat shell	XL							L
		h+ (with castors)	+ 7,0							+ 23,5



PRODUCT INFORMATION PMove-LuPo-Tablar_TY_EN - 06.03.2023 - www.vs-furniture.com

PantoMove-LuPo College chair with tray.



Frame consisting of an aluminium star-foot and plastic-covered swivelling or height-adjustable pillar.

Seat shell made from double-walled, structured polypropylene (LuPo) for comfortable seating with air cushion effect. The shell is manufactured with a hidden seat fixing.

Tray made from white CDF fibre board, swivelling and mounted on a support on the right or left.

Equipment and options. Glide elements or castors for hard and soft floors or 2C universal glide elements.

The following material groups are available to choose from: Frame made of steel tube: M1, (high polished Alu, chrome-plated); Seat and backrest: C1.

		When fitted with castors, the height increases by 23,5 mm.				
PantoMove-LuPo	Fix				31580	
	Lift					31581
		h mm			460	412-501
		Seat shell			L	
		Tablet			left	right
					right	left
						right



PRODUCT INFORMATION PMove-LuPoSoft_TY_EN - 06.03.2023 - www.vs-furniture.com

PantoMove-LuPo, PantoMove-Soft Star-foot chair.









Frame consisting of an aluminium star-foot and plastic-covered gas spring mechanism. Upholstered and non-upholstered chairs and armrest chairs are available.

Seat shell made from double-walled, structured polypropylene (LuPo) for comfortable seating with air cushion effect in the non-upholstered models. The shell is manufactured with a hidden seat fixing. Optionally with a taut, all-round fabric cover (Soft).

Equipment and options. Glide elements or castors for hard and soft floors or 2C universal glide elements. Optionally available with particularly ergonomic 3D rocker mechanism.

Plus model for raised seated/standing workplaces with castors that are locked in place when under load and a fixable foot ring that is height-adjustable in 3-cm steps.

The following material groups are available to choose from: Frame made of steel tube: M1,(chrome-plated); Seat and backrest: C1,(white); Fabric cover: S51,52,73,74,78,79,80.

		Upholstery: Seat 20 mm. Backrest 15 mm.								
PantoMove–LuPo	Lift		31510	31511						
	Plus (High)				31512	31517				
PantoMove–Soft	Lift						31513	31514		
	Plus (High)								31515	31516
		Seat w-h-d	450-477-605-450		450-555-805-450		480-492-620-450		480-575-825-450	
		Total w-h-d	700-846-974-700		700-936-1186-700		700-863-991-700		700-940-1210-700	
		Armrest h		649-767		733-983		649-777		733-983
		Seat shell	XL							



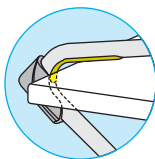




PRODUCT INFORMATION PSwing-LuPoSoft_TY_EN - 06.03.2023 - www.vs-furniture.com

PantoSwing-LuPo, PantoSwing-Soft Forward-sprung cantilever chair.

Frame made from curved, powder-coated or chromium-plated circular steel tube. Upholstered and non-upholstered chairs and armrest chairs are available. For use under high material loads, with extremely stable cross-strut between the skids. Seat shell made from double-walled, structured polypropylene (LuPo) for comfortable seating with air cushion effect in the non-upholstered models. The shell is manufactured with a hidden seat fixing. Optionally with a taut, all-round fabric cover (Soft).

Equipment and options. Glide elements for hard and soft floors or 2K universal glide elements. Optionally available with table edge protection for piggy-back chair stacking.

The following material groups are available to choose from: Frame made of steel tube: M1,(chrome-plated); Seat and backrest: C1,(white); Fabric cover: S51,52,73,74,78,79,80.

	Upholstery: Seat 20 mm. Backrest 15 mm.		Optionally with table-edge protection for piggy-back chair mounting.			
						
PantoSwing-LuPo			31410	31412		
PantoSwing-Soft					31413	31414
	Seat w-h-d		450-460-450		480-480-450	
	Total w-h-d		520-825-545	575-825-545	520-835-545	575-835-545
	Armrest h			650		650
	Seat shell		XL			









PRODUCT INFORMATION Compass-LuPoSoft_TY_EN - 06.03.2023 - www.vs-furniture.com

Compass-LuPo, Compass-Soft Four-legged chair.

Frame made from welded, powder-coated or chromium-plated circular steel tube. Optionally available with armrests and plastic lining, as chair with row connectors, as chair with writing and laptop support or as chair with double castors. Seat shell made from double-walled, structured polypropylene (LuPo) for comfortable seating with air cushion effect in the non-upholstered models. The shell is manufactured with a hidden seat fixing. Optionally with a taut, all-round fabric cover (Soft).

Equipment and options. Glide elements for hard and soft floors or 2C universal glide elements. With book or storage basket under the seat shell.

The following material groups are available to choose from: Frame made of steel tube: M1,(chrome-plated); Seat and backrest: C1,(white); Fabric cover: S51,52,73,74,78,79,80.

		Upholstery: Seat 20 mm. Backrest 15 mm.						
Compass			LuPo			Soft		
			31310	31312	31306	31382	31384	31381
		Total w-h-d	510-826-530	600-826-530	637-836-775	510-830-570	600-830-570	580-830-885
	RV		31311			31383		
		Total w-h-d	545-826-530			545-830-570		
	Castors		31315	31317	31318	31387	31388	31389
		Total w-h-d	540-826-530	600-826-530	648-836-775	540-830-570	600-830-570	648-830-780
		Seat w-h-d	450-460-450			480-480-450		
		Armrest h		635			635	
		Seat shell	XL					
		RV spacing	535			535		



PRODUCT INFORMATION PMove-VF_TY_EN - 02.11.2020 - www.vs-furniture.com

PantoMove-VF Five-star foot chair.







Frame comprising an aluminium star foot and a plastic-covered gas-filled telescopic strut.

Seat shell made of beech plywood with anti-slip paint and visible seat mounting. Optionally rigidly padded all over.

Equipment and options. Glide elements or castors for hard or soft floors or 2C universal glide elements. Optionally with foot ring or with particularly ergonomic 3D rocking mechanism.

Model Plus for raised sitting/standing workstations with castors braked under load and with a foot ring that is height-adjustable and lockable in 3 cm increments.

The following material groups are available to choose from: Frame made of steel tube: M1,(high polished Alu, chrome-plated); Seat and backrest: H1; Fabric cover: S40,46,51,52,64,73,74,78,79,80,81.

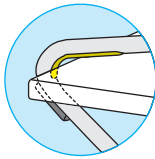




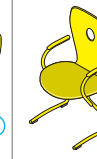

		Upholstery: Seat 20 mm. Backrest 20 mm.						
PantoMove-VF	Lift		31540	31541	31542	31545	31546	31547
		Seat w-h-d	450-443-595-450	450-463-615-450		450-443-595-450	450-463-615-450	
		Total w-h-d	700-861-1013-700	700-881-1033-700		700-861-1013-700	700-881-1033-700	
		Armrest h					653-805	
		Seat shell						
					XL			
	Plus (High)		31550	31551	31552	31555	31556	31557
		Seat w-h-d	450-533-806-450	450-553-826-450		450-533-806-450	450-553-826-450	
		Total w-h-d	700-945-1218-700	700-965-1238-700		700-945-1218-700	700-965-1238-700	
		Armrest h					741-1014	
		Seat shell						
					XL			



PRODUCT INFORMATION PSwing-VF_TY_EN - 28.09.2020 - www.vs-furniture.com

PantoSwing-VF Forward-flexing cantilever chair.

Frame of one-piece powder-coated or chrome-plated bent round steel tube. Chairs and armchairs are available. Seat shell of beech plywood with anti-slip varnish and visible seat attachments. Optional firm all-round upholstery. Features and options. Glide elements for hard and soft floors or 2K universal glide elements. Optionally with table-edge protection for piggy-back chair mounting. The following material groups are available to choose from: Frame made of steel tube: M1,(chrome-plated); Seat and backrest: H1; Fabric cover: S40,46,51,52,64,73,74,78,79,80,81.

	Upholstery: Seat 15 mm. Backrest 15 mm.		Optionally with table- edge protec- tion for piggy-back chair mount- ing.						
PantoSwing-VF				31430	31431	31432	31440	31441	31442
	Seat w-h-d			450-460-450	450-475-450	450-460-450	450-475-450		
	Total w-h-d				520-850-545		575-850-545		
	Armrest h						650		
	Seat shell								XL



PRODUCT INFORMATION Compass-VF_TY_EN - 17.01.2023 - www.vs-furniture.com








Compass-VF Four-legged chair.

Frame of bent and welded, powder-coated or chrome-plated round steel tube. Optionally as a chair with arms with plastic covering, as a chair with row connector, as a chair with writing and laptop surface or with 4 double castors. Seat shell made of beech plywood (VF) with anti-slip paint. Optionally with rigidly padded seat surface or rigidly padded all over.

Equipment and options. Glide elements for hard and soft floors or 2C universal glide elements. For maximum stacking quantity, see table. With book/storage basket under the seat pan.

Accessories. Stacking trolley model 31198 for 1 stack of chairs.

The following material groups are available to choose from: Frame made of steel tube: M1,(chrome-plated); Seat and backrest: H1; Fabric cover: S40,46,51,52,64,73,74,78,79,80,81.

		Upholstery: Seat 15 mm. Backrest 15 mm. VF/RV: w +35 mm								
Compass	VF		31330	31331	31332	31340	31341	31342	31350	
	VF (RV)		31335	31336	31337					
		Seat w-h-d	450-445-450	450-460-450		450-445-450	450-460-450		450-445-450	
		Total w-h-d	510-835-570			590-835-570			580-835-885	
		Armrest h				630				
		Stacking height				10				
		Seat shell	XL							
		RV spacing	535							
	VF (Castors)		31360	31361	31362	31365	31366	31367	31370	
		Seat w-h-d	450-450-450	450-465-450		450-450-450	450-465-450		450-450-450	
		Total w-h-d	545-840-570			590-840-570			580-840-885	
		Armrest h				635				
		Stacking height				6				
		Seat shell	XL							



PRODUCT INFORMATION NF-Compass_TY_EN - 06.03.2023 - www.vs-furniture.com

NF-Compass Four-legged chair.







Frame made from curved, welded, powder-coated or chromium-plated circular steel tube. Optionally available with armrests and plastic lining or as a chair with row connector.

Seat and backrest shell manufactured using a monosandwich process. Made from polypropylene with a hard core and glass-fiber content. With a flexible outside and edge area to prevent uncomfortable pressure points when sitting. Optionally with a tightly upholstered seat and backrest area.

Equipment and options Glide elements for hard and soft floors or 2C universal glide elements.

Accessories. Stacking trolley model 31198 for 1 stack of chairs.

The following material groups are available to choose from: Frame made of steel tube: M1,(chrome-plated); Seat and backrest: C7; Fabric cover: S46,51,52,64,73,74,76,78,79,80,81.

	Upholstery: Seat 20 mm. Backrest 10 mm.							
NF-Compass			32300	32301	32302	32305	32306	32307
	RV		32310	32311	32312			
	Seat w-h-d		434-460-440	434-480-440	434-480-430	434-460-440	434-480-440	434-480-430
	Total w-h-d		483-809-540			570-809-540		
	Armrest h					650		
	Stacking height					10		
	RV spacing		508					



PRODUCT INFORMATION NF-Move_TY_EN - 06.03.2023 - www.vs-furniture.com

NF-Move Star-foot chair – the ergonomic seating solution.







Frame consisting of an aluminum star-foot and plastic-covered gas spring mechanism. Optionally available with armrests and plastic lining.

Seat and backrest shell manufactured using a monosandwich process. Made from polypropylene with a hard core and glass-fiber content. With a flexible outside and edge area to prevent uncomfortable pressure points when sitting. Optionally with a tightly upholstered seat and backrest area.

Equipment and options Glide elements or castors for hard and soft floors or 2C universal glide elements. Optionally available with foot ring or with particularly easy-to-use 3D tilt mechanism with sideways tilt capability. With piggy-back hook (models without armrests) for suspension of chair on table tops.

Model Plus for raised sitting/standing workstations with castors braked under load and with a foot ring that is height-adjustable and lockable in 3 cm increments.

The following material groups are available to choose from: Frame made of steel tube: M1; Seat and backrest: C7; Fabric cover: S46,51,52,64,73,74,76,78,79,80,81.

		Upholstery: Seat 20 mm. Backrest 10 mm.										
		When fitted with castors, the height increases by 23,5 mm.										
NF-Move			32500	32501	32502	32505	32506	32507				
		Seat w-h-d	434-419-571-440	434-429-591-440		434-419-571-440		434-429-591-440				
		Total w-h-d	601-775-927-601					686-775-927-686				
		Armrest h						645-797				
	Plus (High seat)		32510	32511	32512	32515	32516	32517				
		Seat w-h-d	434-509-782-440	434-529-802-440		434-509-782-440		434-529-802-440				
		Total w-h-d	601-865-1138-601					686-865-1138-686				
		Armrest h						735-1008				



PRODUCT INFORMATION NF-Swing_TY_EN - 06.03.2023 - www.vs-furniture.com

NF-Swing Forward-sprung cantilever chair.

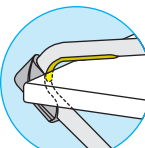






Frame made from curved, powder-coated or chromium-plated circular steel tube. With an extremely stable strut between the skids. Optionally available with armrests and plastic lining.

Seat and backrest shell manufactured using a monosandwich process. Made from polypropylene with a hard core and glass-fiber content. With a flexible outside and edge area to prevent uncomfortable pressure points when sitting. Optionally with a tightly upholstered seat and backrest area.

Equipment and options. Glide elements for hard or soft floors or dual-component multipurpose glide elements or, optionally, interchangeable glides with replaceable glide elements. Optionally available with table edge protection for piggy-back chair stacking.

Warning: The NF-Swing cannot be combined with the Duo-C 2451 school desk.

The following material groups are available to choose from: Frame made of steel tube: M1,(chrome-plated); Seat and backrest: C7; Fabric cover: S46,51,52,64,73,74,76,78,79,80,81.

	Upholstery: Seat 20 mm. Backrest 10 mm.		Optionally with table-edge protection for piggy-back chair mounting.					
								
NF-Swing			32400	32401	32402	32405	32406	32407
	Seat w-h-d		434-460-440	434-480-440	434-480-430	434-460-440	434-480-440	434-480-430
	Total w-h-d		525-816-540			582-816-540		
	Armrest h					650		



PRODUCT INFORMATION NF-Wire_TY_EN - 06.03.2023 - www.vs-furniture.com







NF-Wire Wire frame chair.

Frame made from curved, welded and chrome-plated steel tubing (d= 12 mm). Optionally available as armrest chair with plastic arm support, each equipped with row connector. Can be stacked to a height of 9 to 15 units depending on the model variant (see table).

Seat and backrest shell manufactured using a monosandwich process. Made from polypropylene with a hard core and glass-fibre content. With a flexible outside and edge area to prevent uncomfortable pressure points when sitting. Optionally with a tightly upholstered seat and backrest area.

Equipment and options. Glide elements for hard and soft floors.

The following material groups are available to choose from: Frame made of steel tube: M(chrome-plated); Seat and backrest: C7; Fabric cover: S46,51,52,64,73,74,76,78,79,80,81.

	Upholstery: Seat 20 mm. Backrest 10 mm.							
NF-Wire			32350	32351	32352	32360	32361	32362
	RV		32355	32356	32357	32365	32366	32367
	Seat w-h-d		434-460-440	434-480-440	434-480-430	434-460-440	434-480-440	434-480-430
	Total w-h-d		571-811-540			571-811-540		
	Armrest h					675		
	Stacking height		15	10	9	15	10	9
	RV spacing		555					



PRODUCT INFORMATION NF-Wire-P_TY_EN - 06.03.2023 - www.vs-furniture.com

NF-Wire-Plus Wire frame chair.







Frame made from curved, welded and chrome-plated steel tubing (d= 12 mm) with a cross brace as a footrest.

Chairs in 2 fixed heights for temporary sitting up at sit-stand or stand-up tables.

Seat and backrest shell manufactured using a monosandwich process. Made from polypropylene with a hard core and glass-fibre content. With a flexible outside and edge area to prevent uncomfortable pressure points when sitting. Optionally with a tightly upholstered seat and backrest area.

Equipment and options. Glide elements for hard and soft floors.

The following material groups are available to choose from: Frame made of steel tube: M(chrome-plated); Seat and backrest: C7; Fabric cover: S46,51,52,64,73,74,76,78,79,80,81.

	Upholstery: Seat 20 mm. Backrest 10 mm.						
NF-Wire Plus		32370	32371	32372	32375	32376	32377
	Seat w-h-d mm	434-650-440	434-670-440	434-670-430	434-830-440	434-850-440	434-850-430
	Total w-h-d mm	553-1011-540			566-1191-540		
	Distance of seat to floor mm	650	670		830	850	
	Distance of seat to foot position h mm	460	480		460	480	
	Optimum table height mm	880-950			1060-1130		
	Seat shell	L					



PRODUCT INFORMATION KN-39_TY_EN - 02.03.2022 - www.vs-furniture.com

KN-39 Four-legged chair.










Frame of welded, powder-coated or chrome-plated round steel tube. Chairs, chairs with solid beech armrests or chairs with beech plywood writing tablet (left or right) available.

Seat and backrest of beech plywood with visible seat attachments. Optionally with firm upholstery on one side.

Features and options. Glide elements for hard or soft floors. For maximum number stackable, see table. When using row linking (RV), the same types can be combined. Optionally with removable writing tablet (left or right).

Accessories. Stacking cart model 03834 for 2 stacks and stacking trolley model 3835 for 1 stack of chairs.

The following material groups are available to choose from: Frame made of steel tube: M1,(chrome-plated); Seat and backrest: H1; Fabric cover: S40,46,51,52,64,73,74,76,78,79,80,81.

		Upholstery: Seat 15 mm. Backrest 10 mm.									
KN-39			03901	03902	03903	03916	03917	03918	03913	03914	03915
	RV		03904	03905	03906						
		Seat w-h-d	395-460-445	395-475-445		395-460-445	395-475-445		395-460-445	395-475-445	
		Total w-h-d	496-785-530			580-785-530			565-785-678		
		Armrest h				712					
		Stacking height	10								
		RV spacing	506								



PRODUCT INFORMATION WD-39_TY_EN - 20.01.2021 - www.vs-furniture.com

WD-39 Four-legged chair.










Frame of welded, powder-coated or chrome-plated round steel tube. Chairs, chairs with solid beech armrests or chairs with beech plywood writing tablet (left or right) available.

Seat and backrest of beech plywood with visible seat attachments. Optionally with firm upholstery on one side.

Features and options. Glide elements for hard or soft floors. For maximum number stackable, see table. When using row linking (RV), the same types can be combined. Optionally with removable writing tablet (left or right).

Accessories. Stacking cart model 03834 for 2 stacks and stacking trolley model 3835 for 1 stack of chairs.

The following material groups are available to choose from: Frame made of steel tube: M1,(chrome-plated); Seat and backrest: H1; Fabric cover: S40,46,51,52,64,73,74,76,78,79,80,81.

		Upholstery: Seat and backrest 15 mm.									
WD-39			03940	03941	03942	03960	03961	03962	03950	03951	03952
	RV		03945	03946	03947						
		Seat w-h-d	410-470-460	410-485-460		410-470-460	410-485-460		410-470-460	410-485-460	
		Total w-h-d	485-830-530			605-830-530			570-830-700		
		Armrest h				640			715		
		Typ A(B) w-d							A 236-545 (B 260-360)		
		Stacking height	10								
	RV spacing	520									



PRODUCT INFORMATION LiteBench-ST_TY_EN - 03.02.2023 - www.vs-furniture.com

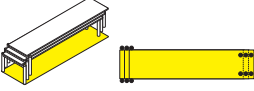
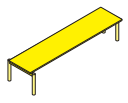
LiteBench-ST Stackable bench.

Frame made from welded round tubular steel legs with all-round rectangular tubular steel top frame, all powder-coated. Because the inner and outer legs are arranged in pairs, the bench is stackable. What is more, they can be rotated to form continuous rows. The edge of the top frame is equipped with stacking and glide protection. Benches with glide elements for hard or soft floorings or with 2C universal glide elements.

Bench in 6 fixed heights.

Seat top Consisting of a HPL or chipboard top and glued (KU) plastic border. Available with edged or rounded corners as required.

The following material groups are available to choose from: Frame made of steel: M1; Top made of chipboard: L4; HPL-top: L4; Chipboard with laminate: L9.

	Seating heights for students' benches h = 310 ● 2 h = 350 ● 3 h = 380 ● 4 h = 430 ● 5 h = 460 ● 6 h = 510 ● 7	* w-d footprint 					
LiteBench-ST	d = 35		31083	31084	31085	31086	31087
	w		150	170	190	210	230
	for table w		160	180	200	220	240
	h DIN EN		2-3-4-5-6-7				
	max. stacking height		4				
	w footprint max. *		165	185	205	225	245
	d footprint *		43				
	Weight kg		15,5	17,0	18,5	20,0	21,5



PRODUCT INFORMATION M-Bench_TY_EN - 03.02.2023 - www.vs-furniture.com

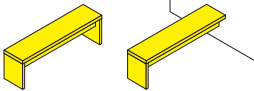
M-Bench

Cheek bench, free-standing or wall-mounted.

Construction of two side-panel elements, a seat plate and a stable, centrally positioned double crosspiece, each made of laminate or veneer-coated chipboard. Additional steel connecting fittings for increased stability. Both side-panels with glides.

Installation. For use in corridors or assembly halls, or in rooms with high safety requirements, also with floor or wall mounting.

The following material groups are available to choose from:; Top veneered: F1.

	Seating heights (± 1 cm) for students' desks ● 6 = 46 cm						
M-Bench	d = 35 cm		30213	30214	30215	30216	30217
	w cm		148	168	188	208	228
	for table w cm		160	180	200	220	240
	h cm		46				
	Fixed height		6				



PRODUCT INFORMATION Rondo-Plus_TY_EN - 24.01.2023 - www.vs-furniture.com

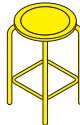
Rondo Plus Four legged high stool.

Frame of welded, powder-coated round steel tube with footrest.

Frame sizes in 3 fixed heights.

Seat of beech plywood with concealed seat attachments.

Features and options. Glides for hard and soft floors.

						
Rondo	Plus			03816	03817	03818
		Seat ø cm		35		
		Distance of seat to floor cm		65	76	83
		Distance of seat to foot support h cm		46	52	
		Optimum table height cm		88-95	99-106	106-113



PRODUCT INFORMATION Stakki_TY_EN - 03.02.2023 - www.vs-furniture.com


VS Stakki Three-legged plastic chair.

Monoblock made from stable, durable and extremely scratch-resistant, glass-fibre reinforced polypropylene. The chair is stackable. See table for maximum stacking capacity. The VS Stakki with UV stabilizer can be used indoors and outdoors. Chair in 2 fixed heights.

Equipment and options. With non-slip universal glide elements.

Accessories. Stacking trolley model 03836 for 1 stack of chairs.

The following material groups are available to choose from: Body made of plastic: C6.

	Seating heights (± 1 cm) for students' chairs ● 4 = 38 cm ● 6 = 46 cm		
VS Stakki			03811
	Fixed height		4 6
	Seat w-d cm	450-450	538-557
	Stacking height		10



PRODUCT INFORMATION Com_TY_EN - 18.01.2023 - www.vs-furniture.com



Com High seat.

Skid frame made from welded, chrome-plated or white-aluminium-coated circular steel tube. With cross-strut as foot support.

Seat made from ergonomically shaped beech plywood or from solid HPL material. Optionally also available with cushioned seat.

Equipment and options. Plastic glide elements for soft floors or felt glide elements for hard floors.

The following material groups are available to choose from: Frame made of steel: M(chrome-plated); Seat made of wood: H(natural, black); Seat made of HPL-top: L(black, gray, white); Fabric cover: S69.

	Upholstery: Seat 10 mm.			
Com			31731	31732
	Seat w-h-d		450-790-410	450-800-410
	Total w-h-d		530-970-560	
	Back h		200	190
	Distance of seat to floor mm		790	800
	Distance of seat to foot position h mm		450	460
	Optimum table height mm		1020-1090	1030-1100
	Weight kg		7,5	8,0





Multipurpose chairs,
office swivel chairs

9

PRODUCT INFORMATION LightUp_TY_EN - 25.05.2022 - www.vs-furniture.com

LightUp
Office swivel chair.

Office swivel chair with synchronous mechanism and continuous seat height adjustment.
Seat and backrest with frame and mesh cover or breathable molded foam.
Frame consisting of a 5-spoke star foot. All the materials are environmentally friendly, easy to separate and recyclable.
Seat optionally with sliding seat surface (6 cm) and seat inclination adjustment for individual positioning.
Armrests optionally made from plastic with soft PU arm supports, height adjustable over 80 mm. Depth- and width-adjustable depending on model.
Lumbar support (optional), height- and depth-adjustable.
The following material groups are available to choose from: Plastic frame: C; Frame made of metal: M(polished Alu);
Fabric cover: S69.

				
LightUp			31723	31724
	Back		upholstery	net
	Seat w-h-d		480-450-580-440	
	Total w-h-d		700-970-1100-660	
	Back h		550	
	Weight kg		15,5	



PRODUCT INFORMATION Shape-V_TY_EN - 23.02.2022 - www.vs-furniture.com

Shape elan visitor Chair.





Designed using curved, chromium-plated circular steel tube. Available as four-legged or cantilever chair, optionally with black plastic armrests.

Seat upholstered.

Backrest with plastic frame, upholstered with breathable molded foam.

Equipment. All models are stackable (see table).

The following material groups are available to choose from: Frame made of metal: M(chrome-plated); Fabric cover: S66.

						
Shape elan visitor			31715	31716	31717	31718
Back			upholstery			
Seat w-h-d			450-440-460			
Total w-h-d			530-870-590	630-870-590	530-870-590	630-870-590
Back h			430			
Stacking height			4		3	
Weight kg			6,2		9,0	



PRODUCT INFORMATION Shape_TY_EN - 07.04.2022 - www.vs-furniture.com

Shape economy2 Swivel chair.

Office swivel chair with synchronous mechanism, continuous seat height adjustment and safety gas spring. Seat and backrest upholstered with breathable molded foam or back-support mesh. Comfortable flat seat and mid-height or high backrest with plastic external shell. Adjustable upholstered backrest.

Frame consisting of a 5-spoke star foot.




Synchronous mechanism. The seat and backrest are synchronized to move with sitter and are always at the correct angle. Continuously adjustable and lockable support pressure for the back.

Synchronous mechanism – 3D (optional). As for the synchronous mechanism, but with additional automatic adjustment capability for the entire upper part of the chair (seat and backrest) either forward (inclination of seat up to -8°) or backward (inclination of backrest from 82° to 128°), as well as to the side (lateral movement up to $\pm 6^{\circ}$).

Synchronous mechanism – 3D, lockable (optional). With additional locking capability in zero position or at -6° forward inclination.

Lumbar support (optional) mechanical depth adjustment (3.5 cm).

The following material groups are available to choose from: Plastic frame: C; Frame made of metal: M(polished Alu, Alu silver); Fabric cover: S66.








					
Shape economy2			31712	31713	31714
Back			upholstery		net
Seat w-d			490-390		500-380
Seat h (optional)			400-520 (450-560)		
Total w-h-d			720-900-1110-720	720-980-1190-720	720-1010-1130-720
Back h			500	580	610
Weight kg			13,5	14,8	12,9



PRODUCT INFORMATION Fan_TY_EN - 09.03.2023 - www.vs-furniture.com

Fan Upholstered armchair.

Armchair consisting of an ergonomically shaped seat shell made of moulded foam with integrated armrests. Frame in 6 different finishes. Consisting of a 4-star spider base with glides or castors or a skid base with glides, each powder-coated or chrome-plated. Or with a centre column and a 4-star base in polished aluminium or a disc base, the latter with automatic return. And a version with 4 wooden legs. Seat cushion as accessory for more seating comfort. The following material groups are available to choose from: Seat upholstery: S46,69,80,83; Frame made of steel tube: M(chrome-plated).

								
Fan		31737	31738	31739	31740	31741	31742	31743
	Seat w-h-d	430-460-460	430-470-460	430-450-460		430-460-460		
	Total w-h-d	670-860-600	670-870-600	670-850-620	670-860-600	700-860-700	670-860-600	
	Armrest h	650	660	640		650		
	Back h			420				
					swivelling			
					Automatic return			

Upholstery elements



PRODUCT INFORMATION Shift-p-LSitz_TY_EN - 03.02.2023 - www.vs-furniture.com

Shift+ Landscape Soft seating elements.

Upholstered-element system consisting of carcass and seating elements.

Seating elements are linear or curved stools. Individual elements can be combined to form complete landscapes. Elements consisting of a floor plate with plastic or felt glide elements and a cushion of foam with leatherette cover.








Upholstered-element in 3 fixed heights.

Carcass of melamine-resin-coated chipboards with glued-on plastic edge. With glued centre wall for partitioning the carcass. With rows of holes (25 mm) for adjustable shelf inserts and a perforated-plate back panel.

Function: Curved Landscape seating and cabinet elements can be combined linearly and, thanks to the matched inner and outer radii, back to back to create circular and serpentine seating/cabinet landscapes.

Fire protection of the upholstery elements optionally according to DIN 66084 corresponding to classes P-c (low), P-b (medium), P-a (high).

The following material groups are available to choose from: Body made of chipboard: L4; Perforated-plate: M1; Fabric cover: S40,64,81.

	Seat heights for students' seating elements h = 30 ● 2 h = 38 ● 4 h = 46 ● 6								
Shift+ Landscape		45298	45297	09325	09328	09329	09326	09327	
	w	105,5	110	52,75	105,5	110	140,8/105,5		
	h	42		30-38-46					
	d	52,75					72,5/52,75		
	Size		2-4-6						
	Shelves	two sides	one side			60°			



PRODUCT INFORMATION Cloud_TY_EN - 26.11.2019 - www.vs-furniture.com

Cloud Beanbag and flat pouffe.



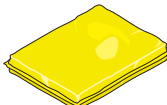


Upholstered bag elements of different shapes, each comprising an inner bag with removable cover.

Inner bag filled with new, freshly expanded EPS polystyrene beans, with a grain of 3-6 mm diameter. Flame-retardant in accordance with DIN 4102 B1.

Cover made of Cordura® (polyamide 6.6 / nylon) with extreme tensile strength and abrasion resistance. The double-coated surface is oil-, water- and dirt-repellent. The fabric is certified to Ökotex standard 100.

Equipment. Model 09383 with carrying handle and 2 pockets.

The following material groups are available to choose from: Fabric cover: S41.

							
Cloud			09380	09381	09382	09383	09378
	ø		400	1200		1050	
	h		520	300		1400	
	w-h-d				1800-250-1400		
	Seat h					500-600	
	Quantity I						100
							Refill pack



PRODUCT INFORMATION ClubLounge_TY_EN - 16.11.2021 - www.vs-furniture.com

ClubLounge Seat and couch elements.






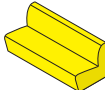


Upholstered-element system comprising table and seating elements.

Seating elements are stools, easy chairs, sofas, benches and corners sofas in two different seating heights. Individual elements can be combined into entire seating landscapes. Elements comprising a floor plate with glide elements and a cushioned section of foam material with leatherette cover.

Table element same as the stool, but with an internal chipboard body and a graphite-grey (RAL 7024), powder-coated sheet metal covering as a table and playing surface.

Fire protection optional according to DIN 66084 corresponding to classes P-c (low), P-b (medium), P-a (high).

The following material groups are available to choose from: Fabric cover: S40,64,81.

									
ClubLounge	Seat h = 340	09390	09391	09392	09393	09394	09395	09396	
	Total w-h-d	530-340-546	1060-340-546	1590-340-546	530-640-624	1060-640-624	1590-640-624	1060-640-1060	
	Seat h = 420	09350	09351	09356	09352	09353	09357	09354	
	Total w-h-d	650-420-560	1300-420-560	1800-420-560	650-800-880	1300-800-880	1800-800-880	1300-800-1300	
	Table h = 420								09355
	w-d								650-850



PRODUCT INFORMATION Lounge-Sessel_TY_EN - 08.08.2022 - www.vs-furniture.com

Serie Lounge Armchairs LowBack and HiBack.

Range of upholstered furniture consisting of armchairs with low or high backrests.

Design consisting of a stable, wood-based body with foam cushioning and cotton wool fleece lining. With a close fit between seat surface and backrest.

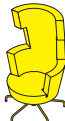


Frame made from a 5-spoke tubular steel structure with two seat heights (430 or 460 mm) and gas spring with swivel function, depth suspension and optionally with spring-back function (for model 30188). Articulated glide element with felt or plastic covering or steel cap.

Equipment and options: Round upholstered cushion with central button-type gathering.

Fire resistance in accordance with DIN 66084 as standard in conformity with classes P-c (low) and P-b (medium).

The following material groups are available to choose from: Frame made of steel: M(chrome-plated, black RAL 9011);

Fabric cover: S46,51,78,79,80.

					
Serie Lounge			30186	30188	30189
	w-h-d		805-1325-820	808-730 (760)-808	450-100-450
	Seat w-h-d		449-430 (460)-550		
	Seat h retrorotation function			420 (450)	
	Total h retrorotation function			720 (750)	



PRODUCT INFORMATION Lounge-Sit_TY_EN - 22.06.2022 - www.vs-furniture.com

Serie Lounge

Linear seating elements

NoBack, LowBack and HiBack.

Range of upholstered furniture including stool, bench, armchair and sofa elements – based on the use of cubic elements with low, high or no backrest. With functional gap between the seating surface and backrest for the insertion of variable-position armrests.

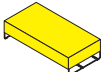
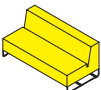
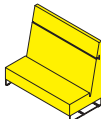



Design consisting of a stable, wood-based body with foam cushioning and cotton wool fleece lining.


Frame made from circular steel brackets with two seating heights (400 or 460 mm) with plastic, felt or dual-component universal glide elements and 20-mm height adjustment.

Combination. Individual elements can be combined to form seating landscapes as required.

Fire resistance in accordance with DIN 66084 in conformity with classes P-c (low), P-b (medium) and P-a (high) for the fabrics of the groups S78,79,80. In class P-a (high) with additional flame blocker.

The following material groups are available to choose from: Frame made of steel: M(chrome-plated, black RAL 9011); Fabric cover: S46,51,74,78,79,80.

													
Serie Lounge		30120	30121	30122	30125	30126	30127	30110	30113	30111	30191	30190	30195
	Seat w-d	800-800	1200-800	1600-800	800-500	1200-500	1600-500	800-500	1200-500	1600-500			
	Total w-d				800-800	1200-800	1600-800	800-800	1200-800	1600-800	260-560		
	Seat h	400 (460)											
	Total h	400 (460)			720 (780)			1370 (1430)			150		
												Connector set	Power socket



PRODUCT INFORMATION Lounge-SitWin_TY_EN - 29.11.2021 - www.vs-furniture.com

Serie Lounge Chaise longue and corner elements LowBack.

Range of upholstered elements with corner elements and chaise longue - based on the use of cubic elements with low backrest. With functional gap between the seating surface and backrest for the insertion of variable-position armrests.

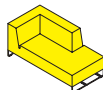
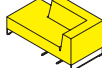
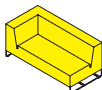
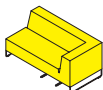

Design consisting of a stable, wood-based body with foam cushioning and cotton wool fleece lining.

Frame made from circular steel brackets with two seating heights (400 or 460 mm) with plastic, felt or dual-component universal glide elements and 20 mm height adjustment.

Combination. Individual elements can be combined to form seating landscapes as required.

Fire resistance in accordance with DIN 66084 in conformity with classes P-c (low), P-b (medium) and P-a (high) for the fabrics of the groups S78,79,80. In class P-a (high) with additional flame blocker.

The following material groups are available to choose from: Frame made of steel: M(chrome-plated, black RAL 9011); Fabric cover: S46,51,74,78,79,80.

							
Serie Lounge			30130	30131	30132	30133	30190
	w-h-d		1600-720 (780)-800				
	Seat w-h-d		1300-400 (460)-500				
							Connector set



PRODUCT INFORMATION Lounge-SitRund_TY_EN - 29.11.2021 - www.vs-furniture.com

Serie Lounge

Curved seating elements

NoBack, LowBack and HiBack.

Range of upholstered furniture including stool, bench, armchair and sofa elements – based on the use of curved 60° or 90° elements with low, high or no backrest. With functional gap between the seating surface and backrest for the insertion of variable-position armrests.

Design consisting of a stable, wood-based body with foam cushioning and cotton wool fleece lining.

Frame made from circular steel brackets with two seating heights (400 or 460 mm) with plastic, felt or dual-component universal glide elements and 20 mm height adjustment.

Combination. Individual elements can be combined to form seating landscapes as required.

Fire resistance in accordance with DIN 66084 in conformity with classes P-c (low), P-b (medium) and P-a (high) for the fabrics of the groups S78,79,80. In class P-a (high) with additional flame blocker.

The following material groups are available to choose from: Frame made of steel: M(chrome-plated, black RAL 9011); Fabric cover: S46,51,74,78,79,80.

Serie Lounge		30123	30124	30128	30129	30112	30114	30192	30190
Seat w-d		600/1400-800	850/2000-800	600/1400-500	850/2000-500	600/1400-500	350-500		
Total w-d		1400-800	2000-800	1400-800	2000-800	1400-800	800-800	260-560	
Seat h		400 (460)							
Total h		400 (460)		720 (780)		1370 (1430)		150	
Arch segment		60°	90°	60°	90°	60°	90°		
									Connector set



PRODUCT INFORMATION Lounge-VisAVis_TY_EN - 29.11.2021 - www.vs-furniture.com

Serie Lounge Vis-a-Vis elements HiBack.

Range of upholstered elements with 90° corner elements – based on the use of cubic elements with high backrest. With functional gap between the seating surface and backrest for the insertion of variable-position armrests. Multiple Vis-a-Vis elements can be combined to create a closed-off island for communication. A technical element makes it possible to integrate a table, display and light and is equipped with a triple socket.

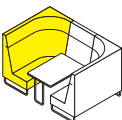
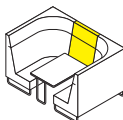
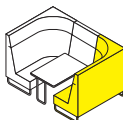
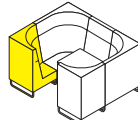
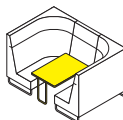
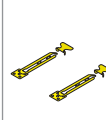


Design consisting of a stable, wood-based body with foam cushioning and cotton wool fleece lining.

Frame made from circular steel brackets with two seating heights (400 or 460 mm) with plastic, felt or dual-component universal glide elements and 20 mm height adjustment.

Optionally with electrification kit 1 (2x Schuko, 2x USB charger) or electrification kit 2 (4x Schuko, 2x USB charger, 1x HDMI, 1x Mini DisplayPort, 2x Cat 6).

Fire resistance in accordance with DIN 66084 in conformity with classes P-c (low), P-b (medium) and P-a (high) for the fabrics of the groups S78,79,80. In class P-a (high) with additional flame blocker.

The following material groups are available to choose from: Frame made of steel: M(chrome-plated, black RAL 9011); Fabric cover: S46,51,74,78,79,80.

												
Serie Lounge Vis-a-Vis		30115	30117	30119	30116	30118	30114	20115	20116	30190	30193	30194
	Seat w	800/1300			800/1300		350					
	Seat h	400 (460)										
	Seat d	500										
	Total w	1200	1600	800	1200	1600	800	825	1225			
	Total h	1368 (1428)						680 (740)				
	Total d	800		305	800							
	Segment	left		centre	right		90°			Connector set	Screen holder	LED lamp

Multipurpose tables



PRODUCT INFORMATION EcoTable-Q-MZ_TY_EN - 29.11.2022 - www.vs-furniture.com

EcoTable-Q

Rectangular table with square tubular legs

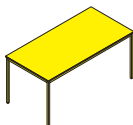
Frame consisting of an all-round rectangular steel edging with welded-on table legs made from square tubular steel, powder-coated with coloured epoxy resin. Table with levelling screws, glide elements for hard or soft floorings or universal glide elements, or with 2 or 4 lockable castors.

Table height 74 cm and 7 other heights.

Table top made from 19-mm or 25-mm melamine resin-coated, laminate-coated or veneered chipboard with glued plastic or solid wood edge or from rigid 13-mm HPL top. Equipped with angled corners in all cases.

The following material groups are available to choose from: Frame made of steel: M1; Top made of chipboard: L6; HPL-top: L4; Chipboard with laminate: L9; Top veneered: F1.

Further products on this page: JUMPER Ply Four.

												
EcoTable-Q	d = 60	23105	23106				23107	23108	23164	23165	23166	23167
	d = 70	23170		23171		23172	23173		23174	23175	23176	23177
	d = 80			23181		23182	23183		23184	23185	23186	23187
	d = 90				23191		23193		23194	23195	23196	23197
	w	70	75	80	90	100	120	130	140	160	180	200
	h	40, 53, 59, 64, 71, 74, 76, 82										



PRODUCT INFORMATION EcoTable-Q-TrapTi_TY_EN - 29.11.2022 - www.vs-furniture.com

EcoTable-Q Trapezoidal, semi-circular and circular table with square tubular legs.

Frame consisting of an all-round rectangular steel edging with welded-on table legs made from square tubular steel, powder-coated with coloured epoxy resin. Table with levelling screws, glide elements for hard or soft floorings or universal glide elements, or with 2 or 4 (circular Table) lockable castors.

Table height 74 cm and 7 other heights.

Table top made from 19-mm or 25-mm melamine resin-coated, laminate-coated or veneered chipboard with glued plastic or solid wood edge or from rigid 13-mm HPL top. Equipped with angled corners in all cases.

The following material groups are available to choose from: Frame made of steel: M1; Top made of chipboard: L6; HPL-top: L4; Chipboard with laminate: L9; Top veneered: F1.

Further products on this page: JUMPER Ply Four.

EcoTable-Q	d = 65	23114	23115	
	d = 70	23179	23178	
	d = 80	23189	23188	
				23150 23151 23153
	w / ø	130/65 140/70 160/80	130 140 160	90 100 120
	h	40, 53, 59, 64, 71, 74, 76, 82		



PRODUCT INFORMATION EcoTable-R-MZ_TY_EN - 29.11.2022 - www.vs-furniture.com

EcoTable-R

Rectangular table with round tubular legs.

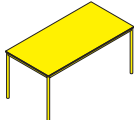
Frame consisting of an all-round rectangular steel edging with welded-on table legs made from round tubular steel, powder-coated with coloured epoxy resin. Table with levelling screws, glide elements for hard or soft floorings or universal glide elements, or with 2 or 4 lockable castors.

Table height 74 cm and 7 other heights.

Table top made from 19-mm or 25-mm melamine resin-coated, laminate-coated or veneered chipboard with glued plastic or solid wood edge or from rigid 13-mm HPL top. All models available with angled or curved (radius = 25 mm) corners.

The following material groups are available to choose from: Frame made of steel: M1; Top made of chipboard: L6; HPL-top: L4; Chipboard with laminate: L9; Top veneered: F1.

Further products on this page: JUMPER Ply Four.

												
EcoTable-R	d = 60	23005	23006				23007	23008	23064	23065	23066	23067
	d = 70	23070		23071		23072	23073		23074	23075	23076	23077
	d = 80			23081		23082	23083		23084	23085	23086	23087
	d = 90				23091		23093		23094	23095	23096	23097
	w	70	75	80	90	100	120	130	140	160	180	200
	h	40, 53, 59, 64, 71, 74, 76, 82										



PRODUCT INFORMATION EcoTable-R-TrapTi_TY_EN - 29.11.2022 - www.vs-furniture.com

EcoTable-R Trapezoidal, semi-circular and circular table with round tubular legs.

Frame consisting of an all-round rectangular steel edging with welded-on table legs made from round tubular steel, powder-coated with coloured epoxy resin. Table with levelling screws, glide elements for hard or soft floorings or universal glide elements, or with 2 or 4 (circular Table) lockable castors.

Table height 74 cm and 7 other heights.

Table top made from 19-mm or 25-mm melamine resin-coated, laminate-coated or veneered chipboard with glued plastic or solid wood edge or from rigid 13-mm HPL top. All models available with angled or curved (radius = 25 mm) corners.

The following material groups are available to choose from: Frame made of steel: M1; Top made of chipboard: L6; HPL-top: L4; Chipboard with laminate: L9; Top veneered: F1.

Further products on this page: JUMPER Ply Four.

EcoTable-R	d = 65	23014	23015	
	d = 70	23079	23078	
	d = 80	23089	23088	
				23050 23051 23053
	w / ø	130/65 140/70 160/80	130 140 160	90 100 120
	h	40, 53, 59, 64, 71, 74, 76, 82		



PRODUCT INFORMATION Cross-Q_TY_EN - 29.11.2022 - www.vs-furniture.com

Cross-Q

Individual table with square tubular legs.

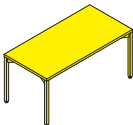
Frame consisting of a welded, set-back rectangular steel edging, powder-coated with black epoxy resin and screwed-on bracket with table legs made from square tubular steel, powder-coated with coloured epoxy resin or chrome-plated. Table with levelling screws, glide elements for hard or soft floorings or universal glide elements, or with 2 or 4 lockable castors. Table height 74 cm and 7 other heights.

Table top made from 19-mm melamine resin-coated or veneered chipboard with glued plastic or solid wood edge or from highly rigid 13-mm HPL solid board. Equipped with angled corners in all cases.

Optionally with an E-box or a built-in socket from 90 cm wide tables for electrification in the centre of the table.

The following material groups are available to choose from: Frame made of steel: M1,(chrome-plated); Top made of chipboard: L6; HPL-top: L4; Top veneered: F1.

Further products on this page: JUMPER Air Move.

											
Cross-Q	d = 60 cm	01840					01841	01842	01843	01844	01845
	d = 70 cm		01850				01851	01852	01853	01854	01855
	d = 80 cm			01860			01861	01862	01863	01864	01865
	d = 90 cm				01870		01871	01872	01873	01874	01875
	d = 100 cm					01890	01891	01892	01893	01894	01895
	w cm	60	70	80	90	100	120	140	160	180	200
	h cm	40, 53, 59, 64, 71, 74, 76, 82									



PRODUCT INFORMATION Cross-R_TY_EN - 21.03.2023 - www.vs-furniture.com

Cross-R

Individual table with round tubular legs.

Frame consisting of a welded, set-back rectangular steel edging, powder-coated with black epoxy resin and screwed-on bracket with table legs made from round tubular steel, powder-coated with coloured epoxy resin or chrome-plated. Table with levelling screws, glide elements for hard or soft floorings or universal glide elements, or with 2 or 4 lockable castors. Table height 74 cm and 7 other heights.

Table top made from 19-mm melamine resin-coated or veneered chipboard with glued plastic or solid wood edge or from highly rigid 13-mm HPL solid board. All models available with angled or curved (radius = 25 mm) corners.

Optionally with an E-box or a built-in socket from 90 cm wide tables for electrification in the centre of the table.

The following material groups are available to choose from: Frame made of steel: M1,(chrome-plated); Top made of chipboard: L6; HPL-top: L4; Top veneered: F1.

Further products on this page: JUMPER Air Move.

Cross-R	d = 60 cm	01800					01801	01802	01803	01804	01805
	d = 70 cm		01810				01811	01812	01813	01814	01815
	d = 80 cm			01820			01821	01822	01823	01824	01825
	d = 90 cm				01830		01831	01832	01833	01834	01835
	d = 100 cm					01880	01881	01882	01883	01884	01885
	w cm	60	70	80	90	100	120	140	160	180	200
	h cm	40, 53, 59, 64, 71, 74, 76, 82									



PRODUCT INFORMATION LiteTable_TY_EN - 03.02.2023 - www.vs-furniture.com

LiteTable-AL Stackable lightweight table.

Frame. The leg elements of round aluminium tube are pressed onto and screwed to the rectangular aluminium tube top frame using high-strength corner connectors. The legs and top frame are powder-coated. Tables can be stacked thanks to the inner and outer legs arranged in pairs. However, depending on how they are turned, they can be arranged in rows without gaps. The top frame is equipped with stacking and gliding protection. Tables have glide elements for hard or soft floors or 2C universal glide elements and optionally 2 castors on the outer legs.

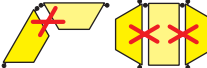
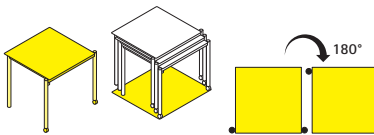
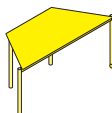
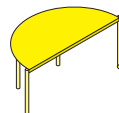

Table in 8 fixed heights.

Table top with a chipboard top and glued-on plastic plastic edge. Edged or rounded corners.

Function. Because the materials used are extremely lightweight and yet robust, the table can be stacked by a single person. Optionally, depending on the setup, table connectors (Model 21003) can be used.

Warning: A maximum of 4 stacked (unloaded) tables may be moved on their castors. The trapezoidal combinations shown in the table cannot be realised.

The following material groups are available to choose from: Frame made of aluminum: M1; Top made of chipboard: L4.
Further products on this page: Compass-LuPo.

	These combinations cannot be realised.	* w-d footprint							
									
LiteTable-AL	d = 70	21011		21016		21014		21020	
	d = 80		21012		21017		21015		21021
	w	70	80	140	120	140(70)	160(80)	140	160
	h	40-53-59-64-71-74-76-82							
	max. stacking height	8				5			
	max. stack w*	78	88	78	88	146	166	148	168
	max. stack d*	97	107	167	147	76	85	93	103
	Weight min. kg	10,5	12,5	16,0	16,0	13,0	15,5	15,0	18,0



PRODUCT INFORMATION LiteTable-ST_TY_EN - 03.02.2023 - www.vs-furniture.com

LiteTable-ST Stackable table.

Frame made from welded round tubular steel legs with all-round rectangular tubular steel top frame, all powder-coated. Because the inner and outer legs are arranged in pairs, the table is stackable. What is more, they can be rotated to form continuous rows. The edge of the top frame is equipped with stacking and glide protection. Tables with glide elements for hard or soft floorings or with 2C universal glide elements and, optionally, with two castors at the outer legs.

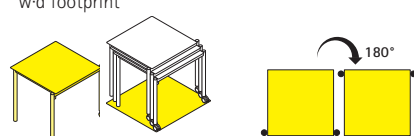

Table in 9 fixed heights.

Table top Consisting of a HPL or chipboard top and glued plastic border. Available with edged or rounded corners as required.

Optionally it is also possible to use table connectors depending on the table arrangement (model 21003).

The following material groups are available to choose from: Frame made of steel: M1; Top made of chipboard: L4; HPL-top: L4; Chipboard with laminate: L9.

Further products on this page: Compass-Soft.

		<div>* w-d footprint</div> <div></div> <div></div>														
LiteTable-ST	d = 70	21092	21093	21053	21054	21055	21056	21057								21003
	d = 80								21094	21095	21083	21084	21085	21086	21087	
	w	70	140	160	180	200	220	240	80	120	160	180	200	220	240	
	h	40-53-59-64-71-74-76-82														
	max. stacking height	8	4				8				4					
	max. stack w*	97	167	175	195	215	235	255	107	147	175	195	215	235	255	
	max. stack d*	78							88							
	Weight min. kg	15,0	23,0	26,5	30,0	33,0	37,0	40,5	17,5	22,5	30,0	34,0	38,0	42,0	46,0	



PRODUCT INFORMATION Clapp-4Q_TY_EN - 22.11.2021 - www.vs-furniture.com

Clapp-4Q

Folding table with square tubular legs.

Frame consisting of two rectangular tubular steel edgings along the long side, screwed rigidly to the table top. The two U-shaped leg brackets made from square tubular steel are activated by means of a folding mechanism with safety bracket and then locked in place when open or closed. The leg brackets are chrome-plated or coloured and edgings are black powder-coated with epoxy resin. The table legs have levelling screws, glide elements for hard or soft floorings.

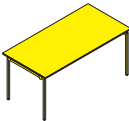
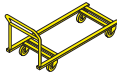
Table height 74 cm.

Table top made from 19-mm melamine resin-coated chipboard with glued plastic edge or from highly rigid 13-mm HPL solid board. Equipped with angled corners in all cases.

Equipped with stack protection to prevent scratches and damage to surfaces. A stacking cart can be used to transport the folded tables.

The following material groups are available to choose from: Frame made of steel: M1,(chrome-plated); Top made of chipboard: L4; HPL-top: L4.

Further products on this page: JUMPER Air Meet.

							
Clapp-4Q	d = 60		02735	02736	02737	02738	09456
	d = 70		02740	02741	02742	02743	
	d = 80		02745	02746	02747	02748	
	w		120	140	160	180	
	h		74				
	h (folded) max.		8,1				
	Stacking height		10				
	w-h-d						174-91-68



PRODUCT INFORMATION Clapp-4R_TY_EN - 22.11.2021 - www.vs-furniture.com

Clapp-4R

Folding table with round tubular legs.

Frame consisting of two rectangular tubular steel edgings along the long side, screwed rigidly to the table top. The two U-shaped leg brackets made from round tubular steel are activated by means of a folding mechanism with safety bracket and then locked in place when open or closed. The leg brackets are chrome-plated or coloured and edgings are black powder-coated with epoxy resin. The table legs have levelling screws, glide elements for hard or soft floorings.

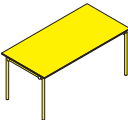
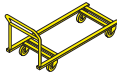
Table height 74 cm.

Table top made from 19-mm melamine resin-coated chipboard with glued plastic edge or from highly rigid 13-mm HPL solid board. Equipped with angled corners in all cases.

Equipped with stack protection to prevent scratches and damage to surfaces. A stacking cart can be used to transport the folded tables.

The following material groups are available to choose from: Frame made of steel: M1,(chrome-plated); Top made of chipboard: L4; HPL-top: L4.

Further products on this page: JUMPER Ply Meet.

							
Clapp-4R	d = 60		02715	02716	02717	02718	09456
	d = 70		02720	02721	02722	02723	
	d = 80		02725	02726	02727	02728	
	w		120	140	160	180	
	h		74				
	h (folded) max.		8,1				
	Stacking height		10				
	w-h-d						174-91-68



PRODUCT INFORMATION JU-StudioTable_TY_EN - 08.02.2023 - www.vs-furniture.com

JUMPER StudioTable Stackable four-legged table.

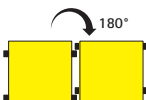
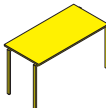

Frame consisting of welded legs with all-round edging made from powder-coated or chromium-plated precision rectangular steel tubing. Due to the asymmetrically positioned table top, the tables are stackable but can nevertheless be rotated to form continuous rows. The edge of the top frame is equipped with stacking and glide protection. Table with glide elements for hard or soft floorings or with 2C universal glide elements.

Table height 74 cm.

Table top With a 19-mm melamine-coated or laminate-coated chipboard top and glued plastic edge or a 13-mm HPL top.

Function. The table can be stacked by a single person due to the lightweight but tough materials. See table for maximum stacking capacity.

The following material groups are available to choose from: Frame made of steel: M1; Top made of chipboard: L6; HPL-top: L4; Chipboard with laminate: L9.

						
JUMPER StudioTable	d = 65		22440	22441	22442	22443
	w		65	75	130	130/65
	h		40, 53, 59, 64, 71, 74 , 76, 82			
	max. stacking height		6			



PRODUCT INFORMATION Clapp-T_TY_EN - 23.11.2021 - www.vs-furniture.com

Clapp-T Folding table.

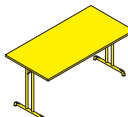

Frame consisting of two T-shaped foot supports made from round and two cross-frames made from rectangular steel tubing. All items powder-coated or chrome-plated. Skids with plastic kick protection and adjustable glide elements with plastic or felt. With folding mechanism and integrated stack protection.

Table height 74 cm.

Table top made from melamine-coated chipboard (19mm) with glued plastic edge or solid HPL top, each with straight corners.

Accessories: Stacking cart for transporting maximum 10 folding tables. Made from powder-coated rectangular tubular steel. The following material groups are available to choose from: Frame made of steel tube: M1,(chrome-plated); Top made of chipboard: L4; HPL-top: L4.

Further products on this page: NF-Swing.

							
Clapp-T	d = 60		02755	02756	02757	02758	09456
	d = 70		02760	02761	02762	02763	
	d = 80		02765	02766	02767	02768	
	w		120	140	160	180	
	h		74				
	h (folded)		9.5		6.0		
	w-h-d						174-91-68



PRODUCT INFORMATION FlipTable2-RU_TY_EN - 30.03.2022 - www.vs-furniture.com

FlipTable-RU

Standing and sitting table with round tube frame and folding top.

Construction of a centrally placed black tubular steel crossbar with an articulated console. Folding release can be triggered with a two-hand safety operation under the table top. With a fitting to secure the top in horizontal and vertical position and optionally with a table connector.

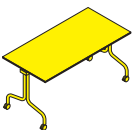
Table height in 1 fixed sitting, 1 standing and 4 other heights.

Table top made of melamine resin, laminate or veneer-coated chipboard or HPL solid core board. Chipboard with plastic or solid wood edges. The corners are angular or optionally rounded.

Frame consisting of two bent, powder-coated or chrome-plated steel tubes. Frame with lockable castors.

Function. Optionally with central E-box or built-in socket. When the top is folded up, any number of tables can be pushed together to optimise space.

The following material groups are available to choose from: Frame made of steel: M1; Top made of chipboard: L6; Top made of chipboard, HPL: L9; Top veneered: F1; Chipboard with laminate: L9.

									
FlipTable-RU	d = 65 cm		22102		22103				
	d = 70 cm			22105		22106	22107	22108	22109
	d = 80 cm			22110		22111	22112	22113	22114
	d = 90 cm			22115		22116	22117	22118	22119
	Fixed heights cm	h Sitting	64, 71, 74 , 76						
		h Standing	88, 106						
	w cm		130	140	150	160	180	200	220



PRODUCT INFORMATION FlipTable2-TQ TY EN - 30.03.2022 - www.vs-furniture.com

FlipTable-TQ

Standing and sitting table with T-foot and square tube column and folding top.

Construction of a centrally placed black tubular steel traverse with an articulated console. Folding release can be triggered with a two-hand safety operation under the table top. With a fitting to secure the top in horizontal and vertical position and optionally with a table connector.


Table height in 1 fixed sitting, 1 standing and 4 other heights.

Table top made of melamine resin, laminate or veneer coated chipboard or HPL solid core board. Chipboard with plastic or solid wood edges. The corners are angular or optionally rounded.

Frame consisting of a powder-coated square tubular column and a powder-coated or chrome-plated runner with lockable castors.

Function. Optionally with central E-box or built-in socket. When the top is folded up, any number of tables can be pushed together to optimise space.

The following material groups are available to choose from: Frame made of steel: M1; Top made of chipboard: L6; Top made of chipboard, HPL: L9; Top veneered: F1; Chipboard with laminate: L9.

									
FlipTable-TQ	d = 65 cm		22142		22143				
	d = 70 cm			22145		22146	22147	22148	22149
	d = 80 cm			22150		22151	22152	22153	22154
	d = 90 cm			22155		22156	22157	22158	22159
	Fixed heights cm	h Sitting	64, 71, 74, 76						
		h Standing	88, 106						
	w cm		130	140	150	160	180	200	220



PRODUCT INFORMATION FlipTable2-TR_TY_EN - 30.03.2022 - www.vs-furniture.com

FlipTable-TR
Standing and sitting table with T-foot and round tube column and folding top.

Construction of a centrally placed black tubular steel traverse with an articulated console. Folding release can be triggered with a two-hand safety operation under the table top. With a fitting to secure the top in horizontal and vertical position and optionally with a table connector.


Table height in 1 fixed sitting, 1 standing and 4 other heights.

Table top made of melamine resin, laminate or veneer coated chipboard or HPL solid core board. Chipboard with plastic or solid wood edges. The corners are angular or optionally rounded.

Frame consisting of a powder-coated round tube column and a powder-coated or chrome-plated runner with lockable castors.

Function. Optionally with central E-box or built-in socket. When the top is folded up, any number of tables can be pushed together to optimise space.

The following material groups are available to choose from: Frame made of steel: M1; Top made of chipboard: L6; Top made of chipboard, HPL: L9; Top veneered: F1; Chipboard with laminate: L9.

							
FlipTable-TR	d = 70 cm		22125	22126	22127	22128	22129
	d = 80 cm		22130	22131	22132	22133	22134
	d = 90 cm		22135	22136	22137	22138	22139
	Fixed heights cm	h Sitting	64, 71, 74, 76				
		h Standing	88, 106				
	w cm		140	160	180	200	220



PRODUCT INFORMATION RondoLift-SiSt-ST_TY_EN - 01.03.2022 - www.vs-furniture.com

RondoLift-ST

Height-adjustable sit-at and stand-at table.





Frame comprising a central post/leg made from chrome-plated steel tube and a disc-shaped base with stainless steel cover and with plastic and felt glide elements. RondoLift-Leg/post with integrated gas-filled strut and hand switch on the table-top edge. The hand switch is fitted with a safety cover to protect against unintentional deployment of the gas-filled strut. The RondoSit and RondoStand models are also optionally available with a chrome-plated centre post/leg.

Table height of 72 or 74 cm, or 103 and 110 cm as stand-at table and continuously adjustable from 69–113 cm (see table). Table top of chipboard laminated with either melamine-resin, veneer or linoleum and with glued-on plastic or beech edges. Also with high-strength HPL solid core plate.

Table top shapes are circular and square.

The following material groups are available to choose from: Frame made of steel tube: M1,(chrome-plated); Top made of chipboard: L6; Top made of linoleum: L8; Top veneered: F1; HPL-top: L4.

Further products on this page: NF-Move.

												
RondoSit-ST	h = 72 / 74	02770	02771	02772	02773	02774	02775	02776	02777	02778	02779	
RondoStand-ST	h = 103	02780	02781	02782	02783	02784	02785	02786	02787	02788	02789	
	h = 110											
RondoLift-ST	h = 69-113	02790	02791	02792	02793	02794	02795	02796	02797	02798	02799	
	w-d / ø	70-70	80-80	90-90	100-100	70	80	90	100	110	120	
	Disc foot ø	64				49		64				



PRODUCT INFORMATION RondoLift_TY_EN - 01.03.2022 - www.vs-furniture.com

RondoLift-KF

Height-adjustable sit-at and stand-at table.

Frame comprising a round central leg/post and a four- or five-foot star-shaped base made from rectangular section, all powder-coated. Leg/post with integrated gas-filled strut and hand switch on the table-top edge. The hand switch is fitted with a safety cover to protect against unintentional deployment of the gas-filled strut. Star-shaped base with lockable castors or with glide elements.

Table height infinitely variable.





Table top of melamine resin, linoleum or veneer coated chipboard with glued-on plastic or wooden edges. Also with high-strength HPL solid core plate. Round or square tables (from 90 cm) optionally with a folding and sliding table top for safe transport.

Features. Oval table can be supplied with an optional lockable drawer and/or screen (see table) under the top.

Table top shapes are oval, circular and square.

The following material groups are available to choose from: Frame made of steel tube: M1; Top made of chipboard: L6; Top made of linoleum: L8; Top veneered: F1; HPL-top: L4.

Further products on this page: PantoMove-VF.

										
RondoLift-KF		02823					02828	02820		
	Folding table top		02824	02825	02826	02827			02821	02822
	ø / w-d	80	90	100	110	120	130-80	80-80	90-90	100-100
	h	71-115								
	Star foot ø / w-d	75		95			61-41	95		
	Optional						Drawer	Screen		



PRODUCT INFORMATION Puzzle_TY_EN - 22.11.2021 - www.vs-furniture.com

Puzzle

Freely-shaped table.

Frame consisting of welded round steel-tube legs and a rectangular steel-tube frame. All steel parts are powder-coated.





Single table with floor-level adjustment screws.

Table height of 71 cm and 76 cm.

Table top made of melamine-resin-coated chipboard with glued-on plastic or beech edge.

The following material groups are available to choose from: Frame made of steel tube: M1; Top made of chipboard: L6.

Further products on this page: PantoMove-VF.

		   	
Puzzle	w-d		01470
	h		165-114
			71 / 76



PRODUCT INFORMATION TeamTable_TY_EN - 22.11.2021 - www.vs-furniture.com




TeamTable Freeform stand-at table.

Frame consisting of welded round steel-tube legs, a rectangular steel-tube frame and an intermediate shelf of chipboard. All steel parts are powder-coated. Single table with floor-level adjustment screws.

Table height of 103 cm for raised sitting or 110 cm as stand-at table.

Table top made of melamine-resin-coated, linoleum-coated or veneered chipboard with glued-on plastic or beech edge.

The following material groups are available to choose from: Frame made of steel tube: M1; Top made of chipboard: L6; Top made of linoleum: L8; Top veneered: F1.

			
TeamTable			01471
	w-h-d (for raised sitting)		165-103-114
	w-h-d (stand-at table)		165-110-114



PRODUCT INFORMATION TriUnion-Office_TY_EN - 06.04.2022 - www.vs-furniture.com

TriUnion Office stand-at table.

Frame made from welded, screwed, round tubular steel legs with rectangular tubular steel top frame and foot support. All powder-coated. Optionally available with chrome-plated foot support and plastic kick protection. Table with castors or glide elements for hard or soft floorings.




Table height of 106 cm for raised sitting or 120 cm as stand-at table.

Table top (right-angle triangle with two equal sides) made from melamine-resin coated chipboard with glued plastic edge or highly compacted tops (HPL). All table tops with rounded corners.

Function: Many combinations possible to form rows or group workspaces. Optionally with table connectors.

The following material groups are available to choose from: Frame made of steel tube: M1,(chrome-plated); Top made of chipboard: L4; Top made of linoleum: L8; Top veneered: F1; HPL-top: L4.

Further products on this page: PantoMove-Soft (Plus).

		Configurations 		
TriUnion-Office			01476	01477
	w-d		163/117-117	
	w-d Configuration 2 tables		123-123	
	w-d Configuration 4 tables		174-174	
	h		106	120



PRODUCT INFORMATION M-Table-Office_TY_EN - 05.04.2022 - www.vs-furniture.com

M-Table

Cheek table in standing and sitting height.

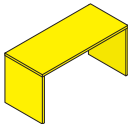
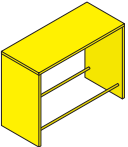
Construction of two side-panel elements, a tabletop and a stable, centrally positioned double crosspiece, each made of laminate- or veneer-coated chipboard. Additional steel connecting fittings for increased stability. Both sides with glides. As a standing table, with two additional tubular steel footrests as standard.

Table height in 74 cm for sitting, in 106 cm for high sitting or 120 cm as standing table.

Electrification optional with metal cable outlet, built-in socket or a module for wireless charging of smartphones. In the centre of the table in a maximum of 3 possible positions.

Installation. Free-standing or wall-mounted or in combination with the M-Panel as a meeting point. For use in corridors or assembly halls, or in rooms with high security requirements, also with floor mounting.

The following material groups are available to choose from: Chipboard with laminate: L4; Top veneered: F1.

											
M-Table	d = 70 cm	20403	20404	20405	20406	20407	20423	20424	20425	20426	20427
	d = 80 cm	20413	20414	20415	20416	20417	20433	20434	20435	20436	20437
	w cm	160	180	200	220	240	160	180	200	220	240
	h cm	74					106/120				



PRODUCT INFORMATION M-Panel-Office_TY_EN - 30.09.2022 - www.vs-furniture.com

M-Panel

Meeting point with display holder.

Free-standing, wall-mounted or integrated with M-Table.

Wall panel as an information or meeting point to accommodate a display, sound bar or video sound bar. Panel with internal cabling. Optionally with a 2-fold Schuko socket and 2x USB or with a 2-fold Schuko socket and 1x HDMI, 1x Mini-Displayport and 2x CAT 6.

Construction consisting of a black powder-coated steel frame with internal electrification. If wall-mounted, with a single-sided otherwise with double-sided panelling consisting of melamine or veneer-coated chipboard.

Free-standing or wall-mounted installation or in combination with the M-Table in sitting and standing height. In the case of a free-standing Installation: foot stabilisers provide stability. In traffic zones, floor mounting is recommended.

The following material groups are available to choose from: Front made of chipboard: L3; Top veneered: F1.

M-Panel	free-standing for M-Table, h = 74 cm, sit-at	20440			
	free-standing, sit-at		20442		
	wall-mounted for M-Table, h = 74 cm, sit-at			20441	
	wall-mounted, sit-at				
	w-h cm			100-159,5	
	free-standing for M-Table, h = 106 cm, stand-at	20445			
	free-standing, stand-at		20447		
	wall-mounted for M-Table, h = 106 cm, stand-at			20446	
	wall-mounted, stand-at				
	w-h cm			100-197	
	d cm	10		8	
	d cm base		50		



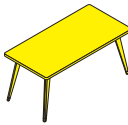
PRODUCT INFORMATION JustBe-Re_TY_EN - 06.10.2022 - www.vs-furniture.com

JustBe Rectangular table.

Frame consisting of slightly oblique, drop-shaped tapering legs with all-round edging, each made from veneered construction beech laminate with a matte wax/oil surface. Tables with levelling screws and felt or plastic glide elements. Table top made from melamine resin or veneer-coated chipboard with glued plastic or wood edge or from melamine resin or veneer-coated MDF board with an all-round 30-degree chamfer. Rectangular table top with rounded corners. Electrical connection (optional) via the table edge. Cables are stored in a textile cable tray that is held in place between the frame edges.

The following material groups are available to choose from: Frame made of Construction beech: H(natural); Top made of MDF or chipboard: L(white, warm white, terra grey); Top made of chipboard or MDF veneered: F(Walnut).

Further products on this page: EEC SE 68.

							
JustBe	d = 80		20251	20252	20253	20254	20255
	w		120	140	160	180	200
	h		74				



PRODUCT INFORMATION JustBe-Stand_TY_EN - 22.11.2021 - www.vs-furniture.com

JustBe Stand-at table.


Frame consisting of slightly oblique, drop-shaped tapering legs with all-round edging, each made from veneered construction beech laminate with a matt wax/oil surface. Tables with levelling screws and felt or plastic glide elements. With all-round chrome-plated foot ring.

Table height 106 cm.

Table top made from melamine resin-coated or veneered chipboard with glued plastic or wood edge or from melamine resin or veneer-coated MDF board with an all-round 30-degree chamfer. Table top with rounded corners.

Electrical connection (optional) via the table edge. Cables are stored in a textile cable tray that is held in place between the frame edges.

The following material groups are available to choose from: Frame made of Construction beech: H(natural); Top made of MDF or chipboard: L(white, warm white, terra grey); Top made of chipboard or MDF veneered: F(Walnut).

					
JustBe	d = 80		20272	20273	20274
	w		140	160	180
	h		106		





PRODUCT INFORMATION DROP_TY_EN - 07.09.2022 - www.vs-furniture.com

DROP Plastic table.

Plastic table, round or square, four-legged for flexible use indoors or outdoors, e.g. in break areas, great halls or the canteen. Table made from glass fibre-reinforced polypropylene with UV stabilizer. The material is tough, weather-resistant, water-repellent and easy to clean. The table top has flattened edges. The table legs with plastic glides are delivered disassembled and attached to the table top with screws.

The following material groups are available to choose from: Body made of plastic: C(white, dolphin grey).

				
DROP			09365	09366
	Table top ø / w-d		70	73-73
	Total ø		83	104
	h		72	
	Stacking height		5	

School office



PRODUCT INFORMATION Ne-ReTi_TY_EN - 22.11.2021 - www.vs-furniture.com

NetWork Basic table.

Constructed of four-sided, half-oval shaped top frame and round legs, both of powder-coated or chrome-plated steel tube. Functional gap between table top and supporting frame accepts accessories and adapters for the linking of further tables and tops.


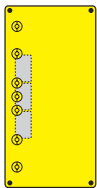
Electrification is available through a grid cable basket which is hinged on both sides or clip-on plastic modules. The cable outlets are holes with plastic or aluminium inserts.

Table heights are fixed or adjustable in either steps or continuously with a winding handle. Legs fitted with levelling screws or castors.

Table top is a melamine-resin laminated, veneered or linoleum covered chipboard with glued-on plastic or beech edges. Choice of square or round corners.

The following material groups are available to choose from: Frame made of steel tube: M1,(chrome-plated); Top made of chipboard: L6; Top made of linoleum: L8; Top veneered: F1.

Further products on this page: LightUp, OfficeBox.

											
NetWork	d = 60	21430	21431	21432	21433	21434	21435	21436	21437	21438	21439
	d = 70	21200	21421	21422	21423	21424	21201	21425	21426	21427	21428
	d = 80		21210			21211	21212	21213	21214	21215	21216
	d = 90			21240		21241	21242	21243	21244	21245	21246
	d = 100				21270	21271	21272	21273	21274	21275	21276
	w	70	80	90	100	120	140	160	180	200	220
	h	72-76 (65-85)									



PRODUCT INFORMATION Ne-TrapTi_TY_EN - 22.11.2021 - www.vs-furniture.com

NetWork

Basic table (Semicircular and trapezoid D=70, D=80).

Constructed of four-sided, half-oval shaped top frame and round legs, both of powder-coated or chrome-plated steel tube. Functional gap between table top and supporting frame accepts accessories and adapters for the linking of further tables and tops.

Electrification is available through a grid cable basket which is hinged on both sides or clip-on plastic modules. The cable outlets are holes with plastic or aluminium inserts.

Table heights are fixed. Legs fitted with levelling screws or castors.

Table top is a melamine-resin laminated, veneered or linoleum covered chipboard with glued-on plastic or beech edges. Choice of square or round corners.

The following material groups are available to choose from: Frame made of steel tube: M1,(chrome-plated); Top made of chipboard: L6; Top made of linoleum: L8; Top veneered: F1.

Further products on this page: Compass-VF.

							
NetWork	Standard table			21202	21217	21208	21218
		w-d		140/70-70	160/80-80	140-70	160-80
		sq. m		0,64	0,83	0,77	1,00



PRODUCT INFORMATION Ne-AnbauTi_TY_EN - 22.11.2021 - www.vs-furniture.com

NetWork

Add-on table (Droplet and bow shaped table).

Construction partly with a round support leg. Quarter-circle tables on the straight with a half-oval-shaped frame and a function groove between table top and frame for accommodating accessories and for mounting further tables and tops. Steel parts either powder-coated or chrome-plated.




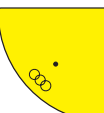

Table heights (supporting leg) are fixed or adjustable in either steps or continuously with a winding handle. Legs fitted with levelling screws.

Table top is a melamine-resin laminated, veneered or linoleum covered chipboard with glued-on plastic or beech edges.

Choice of square or round corners.

The following material groups are available to choose from: Frame made of steel tube: M1,(chrome-plated); Top made of chipboard: L6; Top made of linoleum: L8; Top veneered: F1.

Further products on this page: LightUp.

			 21313				 21326		 21317				 21315	
NetWork	Add-on table		21313	21314	21323	21324	21326	21336	21317	21327	21337	21315	21325	
	w		77		80		55	60	80	90	100	44/60		
	d		92		100		90	100	80	90	100	160	180	
	Extension d		80		90									
	h		52-58-64-70-76											
	sq. m		0,61		0,68		0,41	0,49	0,5	0,63	0,78	0,89	1,00	
	add-on side		left	right	left	right	left/right					left/right		



PRODUCT INFORMATION Ne-AnTi_TY_EN - 22.11.2021 - www.vs-furniture.com

NetWork Add-on table.

Constructed of four-sided, half-oval shaped top frame and round legs, both of powder-coated or chrome-plated steel tube. Functional gap between table top and supporting frame accepts accessories and adapters for the linking of further tables and tops.

Electrification is available through a grid cable basket which is hinged on both sides or clip-on plastic modules. The cable outlets are holes with plastic or aluminium inserts.

Table heights are fixed or adjustable in either steps or continuously with a winding handle. Legs fitted with levelling screws or castors.

Table top is a melamine-resin laminated, veneered or linoleum covered chipboard with glued-on plastic or beech edges. Choice of square or round corners. The angled top insert of leather-covered steel sheet can be positioned in the corner and allows a greater table depth and thus optimum spacing from the monitor.

The following material groups are available to choose from: Frame made of steel tube: M1,(chrome-plated); Top made of chipboard: L6; Top made of linoleum: L8; Top veneered: F1.

Further products on this page: LightUp, OfficeBox.

NetWork	d = 60				21444	21445	21446	21447	21448	21449	
	d = 70					21204					
	d = 80	21220			21221	21222	21223	21224	21225	21226	21398
	d = 90		21250		21251	21252	21253	21254	21255	21256	
	d = 100			21280	21281	21282	21283	21284	21285	21286	
	w	80	90	100	120	140	160	180	200	220	
	h	72-76 (65-85)									
ø										74	



PRODUCT INFORMATION Ne-CPUGitter_TY_EN - 18.10.2022 - www.vs-furniture.com

NetWork CPU accessories and stand-at desk.

CPU-holder for attachment of the CPU to the table side.

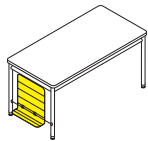
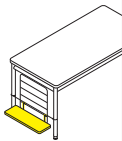
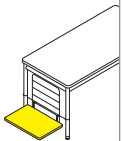
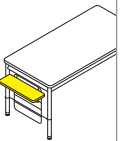
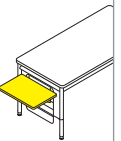
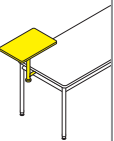
L-shaped grid of powder-coated steel rod. The holder is inserted into the functional gap between table top and frame. Further shelves can be hung onto it. The CPU is secured with a strap and quick-release fastener.

Hanging shelves are of melamine-resin laminated chipboard with glued-on plastic edges and rounded corners. Fitted with a bracket of powder-coated steel rod for hanging onto the CPU-holder and CPU-grid, for the upper and lower positions.

Stand-at desk for insertion into the functional gap between table top and frame. With a swivelable post of powder-coated steel tube as well as a working surface of melamine-resin laminated chipboard.

The following material groups are available to choose from: Frame made of steel tube: M(arctic); Top made of chipboard: L(black).

Further products on this page: LightUp.

							
NetWork		21396	20322	20323	20324	20325	21493
	w-d		60-20	60-40	60-20	60-40	60-40
		for table height min. 64 cm (glide elements), min. 70 cm (castors)					
		CPU holder	Hang-in shelf lower		Hang-in shelf upper		
		with retaining strap					
	sq. m						0,24
	h (by table height 72 cm)						108



PRODUCT INFORMATION Pareto-C_TY_EN - 06.04.2022 - www.vs-furniture.com

Pareto-C

Height-adjustable, transport-optimized desk with C-type foot.

Design in accordance with DIN EN 527-1 consisting of two asymmetrically positioned tubular steel cross-pieces and welded brackets.

Substructure consisting of two C-type feet made from powder-coated metal with round, square or rectangular uprights and skids with angular ends. Electrically-driven height-adjustment with one- or two-stage telescoping uprights, optionally with display, memory, collision protection and child safety protection. Table legs can be folded for ease of transport.

Table top made from melamine-resin, veneer or linoleum-coated chipboard with edged corners.

Electrical connections (optional) by means of a folding metal cable tray with round cable chain.

Cable outlet through a maximum of three metal outlets (left, centre, right) or a cable flap positioned on the left or right.

Accessories for electrical connection (Schuko power socket) and CPU holder with retaining strap.

The following material groups are available to choose from: Frame made of steel tube: M2; Top made of chipboard: L6; Top made of linoleum: L8; Top veneered: F1.

Pareto-C	d = 80	22531	22532	22533	22534	22535
	d = 90	22541	22542	22543	22544	22545
	h =	68-118 (1-fold telescope)				
	d = 80	21731	21732	21733	21734	21735
	d = 90	21741	21742	21743	21744	21745
	h =	65-125 (2-fold telescope)				
	w =	120	140	160	180	200
					21771	21874
					CPU holder	Table spacers, 1 pair
						front
						side



PRODUCT INFORMATION OBoxKurz_TY_EN - 23.03.2023 - www.vs-furniture.com

OfficeBox Mobile containers (short).







Body made of melamine-resin-coated chipboards with glued-on plastic edge. With 4 castors, 2 of which can be locked, or as stationary container with slide elements. Mobile containers also available in half-size format (see table).


Front made of us melamine-resin-coated chipboard with glued-on plastic edge or veneered. Optionally 1. with metal, plastic or wood bow handles; 2. with horizontal aluminum handle strips; 3. on both sides with vertical, milled handle strips or 4. without handle with "push to open" technology.

Drawers in 1,5, 2, 3 and 4 HU with partial or over-extension, 6 HU drawers with over-extension. Optionally with slide-in damping.

Equipment for 1.5 HU with plastic material pull-out. And 6 HU with suspension frame for DIN A4 folders. Optionally with seat cushion and foldable push-handle.

The following material groups are available to choose from: Body made of chipboard: L6; Front made of chipboard: L3; Front veneered: F1; Fabric cover: S46,51,52,74,78,79,80.

	Seat cushions available as an option: - h = 4,5 cm - max. load 110 kg							
OfficeBox	HU		9,5			10,5		
D=60	w carcass 43		40500	40501	40502	40503	40504	40505
	Storage set no.		1	2		1	2	
	w carcass 33 Half-Size		40520	40521	40522	40523	40524	40525
	Storage set no.		7	9		7	9	
	h total (with cushion)		55 (59,5)			60 (64,5)		
	HU		1,5-2-6	1,5-2-3-3	1,5-2-2-4	1,5-3-6	1,5-3-3-3	1,5-2-3-4



PRODUCT INFORMATION OBoxLang_TY_EN - 23.03.2023 - www.vs-furniture.com

OfficeBox Stationary and mobile containers (long).

Body made of melamine-resin-coated chipboards with glued-on plastic edge. With 4 castors, 2 of which can be locked, or as stationary container with slide elements. Mobile containers also available in half-size format (see table).

Front made of us melamine-resin-coated chipboard with glued-on plastic edge or veneered. Optionally 1. with metal, plastic or wood bow handles; 2. with horizontal aluminum handle strips; 3. on both sides with vertical, milled handle strips or 4. without handle with "push to open" technology.

Drawers in 1,5, 2, 3 and 4 HU with partial or over-extension, 6 HU drawers with over-extension. Optionally with slide-in damping.

Equipment for 1.5 HU with plastic material pull-out. And 6 HU with suspension frame for DIN A4 folders. Optionally with seat cushion.

The following material groups are available to choose from: Body made of chipboard: L6; Front made of chipboard: L3; Front veneered: F1; Fabric cover: S46,51,52,74,78,79,80.

	Seat cushions available as an option: - h = 4,5 cm - max. load 110 kg									
OfficeBox D=80	HU	9,5			10,5			13,5		
	w carcass 43	40510	40511	40512	40513	40514	40515	40516	40517	40518
	Storage set no.	3	4		3	4		-	5	6
	w carcass 33 Half-Size	40530	40531	40532	40533	40534	40535			
	Storage set no.	8	10		8	10				
	h total (with cushion)	55 (59,5)			60 (64,5)			72 (76,5)		
	HU	1,5-2-6	1,5-2-3-3	1,5-2-2-4	1,5-3-6	1,5-3-3-3	1,5-2-3-4	1,5-6-6	1,5-3-3-6	1,5-3-3-3-3

Serie 2000 (partition walls)



PRODUCT INFORMATION S2000-P-23_TY_EN - 30.11.2021 - www.vs-furniture.com

Serie 2000 Typ P. Folding screen (2/3 parts).

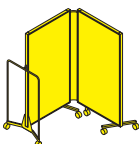
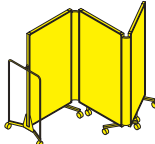
System consists of 2 or 3 flexibly-jointed, mobile, free-standing screen.

Construction is based on a four-sided frame of aluminium profile and a filling element. Add-on elements are connected by a flexible joint and can be easily folded together.

Filling elements: 1. Melamine-resin laminated chipboard. 2. chipboard laminated with a vitreous-enamelled metal sheet to which magnets adhere (at level 155 cm). 3. From a lightweight top with fabric covering. 4. A melamine-resin laminated sound-absorbing panel with slits. 5. A translucent double-ribbed board.

Supporting element consists of short struts each with 2 castors and a supporting castor. For safety reasons paravent screens in kindergartens and schools must be fitted with a push-handle.

The following material groups are available to choose from: Frame made of aluminum: M(anodisé); Stabiliser and foot made of aluminum: M(arctic, black RAL 9011); Writing surface made of steel: E(white); Fabric cover: S46,52,73,74,78,79,80; Acoustic front made of chipboard: L10; Front made of chipboard: L6.

										
Serie 2000 Typ P	h 112,5 (with castors 124)		05530	05531	05532	05533	05545	05546	05547	05548
	h 150,0 (with castors 161)		05535	05536	05537	05538	05550	05551	05552	05553
	w Element		80	90	100	120	80	90	100	120
	w sliding handle + connector		179	199	219	259	269	299	329	389
	No. of elements		2				3			



PRODUCT INFORMATION S2000-P-45_TY_EN - 30.11.2021 - www.vs-furniture.com

Serie 2000

Typ P. Folding screen (4/5 parts).

System consists of 4 or 5 flexibly-jointed, mobile, free-standing screen.

Construction is based on a four-sided frame of aluminium profile and a filling element. Add-on elements are connected by a flexible joint and can be easily folded together.

Filling elements: 1. Melamine-resin laminated chipboard. 2. chipboard laminated with a vitreous-enamelled metal sheet to which magnets adhere (at level 155 cm). 3. From a lightweight top with fabric covering. 4. A melamine-resin laminated sound-absorbing panel with slits. 5. A translucent double-ribbed board.

Supporting element consists of short struts each with 2 castors and a supporting castor. For safety reasons paravent screens in kindergartens and schools must be fitted with a push-handle.

The following material groups are available to choose from: Frame made of aluminum: M(anodisé); Stabiliser and foot made of aluminum: M(arctic, black RAL 9011); Writing surface made of steel: E(white); Fabric cover: S46,52,73,74,78,79,80; Acoustic front made of chipboard: L10; Front made of chipboard: L6.

Serie 2000 Typ P	h 112,5 (with castors 124)		05560	05561	05562	05563	05575	05576	05577	05578
	h 150,0 (with castors 161)		05565	05566	05567	05568	05580	05581	05582	05583
	w Element		80	90	100	120	80	90	100	120
	w sliding handle + connector		359	399	439	519	449	499	549	649
	No. of elements		4				5			





SPACE (storage space)



PRODUCT INFORMATION SpaceWalk-G_TY_EN - 14.03.2023 - www.vs-furniture.com

SpaceWalk-G

Mobile storage module with a guide system for Gratralls boxes.


Frame consisting of bent and welded rectangular steel tube on 4 lockable double swivel casters (d=65mm) and a top sheet metal shelf. Optionally with a rear panel, two side panels and a hinged door made of sheet steel in different combinations. Side parts with a recess as a handle. All steel parts powder coated in color.

Modular system consisting of 1, 2 and 3 part elements.

Rail system between the frames with plastic guides and pull-out stop. In the guides different sized Gratralls boxes with or without lid can be variably inserted in the module as required. Optionally without back panel, modules can also be used on both sides.

Locking system optionally with cylinder lock.

The following material groups are available to choose from: Frame made of metal: M1; Gratralls plastic box: C3.

* Max. load per box: 5 kg.											
SpaceWalk-G	one- or tow-sided either side	45400	45401	45403	45402	45404					
							48565	48566	48568	48567	
	w	37	72		106		31,2				
	h-d	100-49					7,5-37,5	15,0-37,5			
	Number of boxes (h 7.5/15)	9/4	18/8	18/8	27/12	27/12					
							Gratnells				
							Plastic boxes*		Top	Name plate	



SPACE (storage space)

PRODUCT INFORMATION SpaceStation-G_TY_EN - 16.03.2023 - www.vs-furniture.com

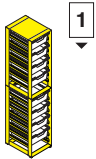
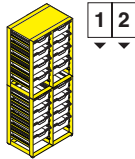




SpaceStation-G
Stationary, wall-mounted storage module with
a guide system for Gratnells boxes.

Frame consisting of bent and welded rectangular steel tube on 4 adjustable feet and a top sheet metal shelf. Optionally with a rear panel, two side panels and a hinged door made of sheet steel in different combinations. Side parts with a recess as a handle. All steel parts powder coated in color. The modules must be fixed to the wall and can be interlinked.

Rail system between the frames with plastic guides and pull-out stop. In the guides different sized Gratnells boxes with or without lids can be variably inserted in the module as required.

Locking system optionally with cylinder lock.

The following material groups are available to choose from: Frame made of metal: M1; Gratnells plastic box: C3.

SpaceStation-G	* Max. load per box: 5 kg.						
		45406	45407	48565	48566	48568	48567
	w	37	72	31,2			
	h-d	184-49		7,5-37,5	15,0-37,5		
	Number of boxes (h 7.5/15)	18/8	36/16				
				Gratnells			
				Plastic boxes*		Top	Name plate

Shift+ (storage space)

Shift+ (storage space)

15



PRODUCT INFORMATION Shift-p-LRegal_TY_EN - 06.02.2023 - www.vs-furniture.com

Shift+ Landscape Mobile shelf units.

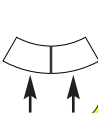
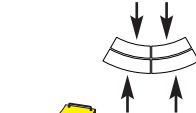

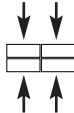
Constructed from glued linear and curved (60°) body on steel crosspiece with 4 or 5 (60°) tech castors, 2 of them lockable. Optionally with 4 or 5 adjustable feet.

Body made from melamine resin-coated chipboard with glued (KU) plastic edge. With glued central panels to subdivide the body. With rows of drill holes (25 mm) for shelf inserts and perforated sheet visible back panel. With back panel and storage space on both sides depending on model.

Function (options): With shelf inserts or wardrobe hooks (4-way or 8-way) and magnets on the outside surfaces for docking-on further cabinet elements. Curved Landscape seat, table and cabinet elements can be combined in rows or as circular and undulating seating/cabinet landscapes thanks to the harmonized internal and external radii.

Sliding handles (optional) made from steel on the top of the body.

The following material groups are available to choose from: Body made of chipboard: L4; Perforated-plate: M1.

	* Possibility of choosing shelf inserts and wardrobe hooks for each row												
Shift+ Landscape	h with (without) handle = 96,9 (91,5)	45292		45304		45306		45317		45300		45302	
	h with (without) handle = 115,6 (110,2)		45293	45305		45307			45318	45301		45303	
	h with (without) handle = 134,4 (129,0)		45336		45337		45338		45333		45334		45335
	w-d (d Total)	152,6-42,5 (57)				163-53 (67,3)		105,5-42,5				105,5-53	
		60°											
	Shelf inserts	one side		two sides				one side		two sides			
	Number rows	2											
	* Number of shelf inserts per row	2		4				2		4			
	* Number of wardrobe hooks per row		1							1			



PRODUCT INFORMATION Shift-p-LSchrank_TY_EN - 02.02.2023 - www.vs-furniture.com

Shift+ Landscape Mobile cabinet elements.

Structure of glued linear carcasses on a steel cross-member with 4 technical castors, 2 of which are lockable. Optional with 4 adjustable feet. Optional with 4 adjustable feet.

Carcass made of melamine-resin-coated chipboards with glued-on plastic edge. With glued, 2/3-height centre walls for partitioning the carcasses in the lower area. With rows of holes (25 mm) for adjustable shelf inserts and a perforated-plate back panel. With a locker on the left or right side.

Front consisting of a single-wing door with bow-type handle, inset-type handle or handle knob.

Locking system optionally with cylinder or turn-knob locks.

Function: With magnets (optional) on the outer sides for docking further cabinet elements.

Push-handles (optional) made of steel on the top of the carcass.

The following material groups are available to choose from: Body made of chipboard: L4; Front made of chipboard: L3; Perforated-plate: MM.

Shift+ Landscape	h with (without) handle = 115,6 (110,2)		45319	
	w-d		105,5-42,5	
	Number of shelf inserts		3	
	Door		left	right



PRODUCT INFORMATION Shift-p-LSchrank2_TY_EN - 15.03.2022 - www.vs-furniture.com

Shift+ Landscape

Mobile cabinet elements with doors for specialist rooms.

Structure of glued linear bodies on a steel cross-member with 4 technical casters, 2 of which are lockable. Optional with 4 adjustable feet.

Body of melamine-resin-coated chipboards with glued-on plastic edge. With glued center walls for partitioning the bodies. With rows of holes (25 mm) for adjustable shelf inserts and a perforated-plate back panel. Partly with plastic boxes/trays on guide rails (see table).

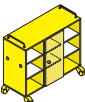
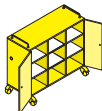
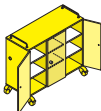
Front consisting of 1, 2 or 3 wing doors with bow-type handle, inset-type handle or handle knob (see table).

Locking system optionally with cylinder or turn-knob locks.

Function: Optional with magnets on the outer sides for docking further cabinet elements.

Push-handles (optional) made of steel on the top of the body.

The following material groups are available to choose from: Body made of chipboard: L4; Front made of chipboard: L3; Perforated-plate: M1; Gratnells plastic box: C3.

	* Possibility of choosing boxes and shelf inserts for each row											
Shift+ Landscape	h with (without) handle = 96,9 (91,5)	45324			45323			45322				
	h with (without) handle = 115,6 (110,2)		45329			45328			45327			
	h with (without) handle = 134,4 (129,0)			45342			45341			45340		
	w-d	105,5-42,5										
	Number of doors	1				2			3			
	Number of raw	3										
	* Number of boxes (h 7.5/15) per row	8/4	10/5	12/6	8/4	10/5	12/6	8/4	10/5	12/6		
* Number of shelf inserts per row	6											



PRODUCT INFORMATION Shift-p-LTaschen_TY_EN - 02.02.2023 - www.vs-furniture.com

Shift+ Landscape Mobile storage cabinets.

Constructed from glued linear body on steel crosspiece with 4 tech castors, 2 of them lockable. Optionally with 4 adjustable feet.

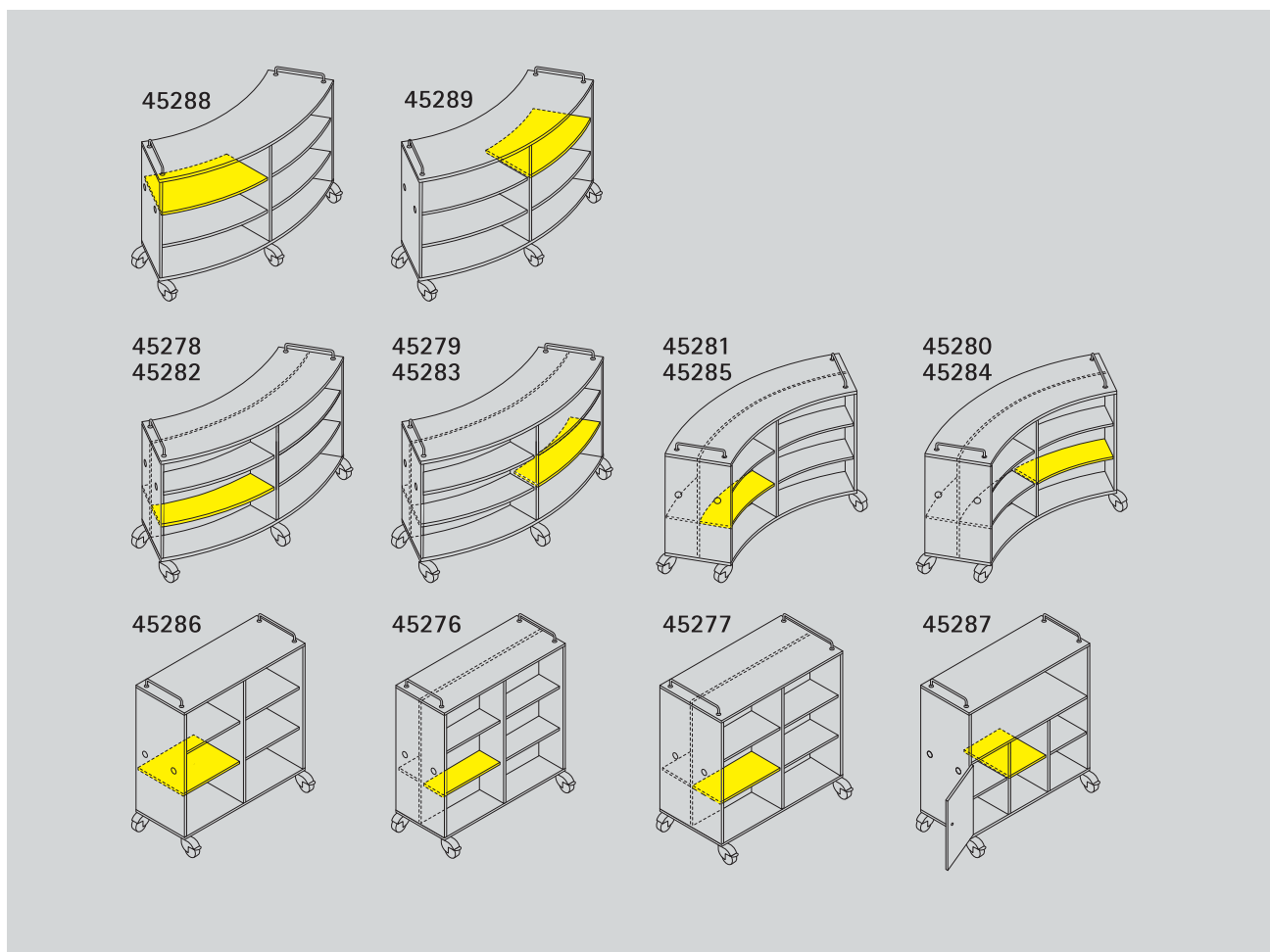
Body made from melamine resin-coated chipboard with glued (KU) plastic edge. With glued central panels to subdivide the body, fixed, glued construction shelf and a perforated sheet visible back panel. Some available with plastic boxes on guide rails (see table). Optionally with protective rubber mats on the shelves.

Function (options): It is possible to define compartments for satchels, wardrobes with 4-way or 8-way hooks or plastic Grannells boxes for each cabinet unit (row) individually depending on the size of the cabinet. With magnets on the external surfaces for docking-on further cabinet elements.

Sliding handles (optional) made from steel on the top of the body.

The following material groups are available to choose from: Body made of chipboard: L4; Perforated-plate: M1; Grannells plastic box: C3.

	* Possibility of choosing boxes, shelf inserts and wardrobe hooks for each row						
Shift+ Landscape	h with (without) handle = 96,9 (91,5)	45320			45321		
	h with (without) handle = 115,6 (110,2)		45325			45326	45330
	h with (without) handle = 134,4 (129,0)			45339			45332
	w-d				105,5-42,5		
	Number of satchel compartments				3	4	8
	Number of row	3				1	
	* Number of boxes (h 7.5/15) per row	8/4	10/5	12/6	2/1	10/5	
	* Number of shelf inserts per row	2					
	* Number of wardrobe hooks per row		1	1		1	



PRODUCT INFORMATION Shift-p-EBoden_TY_EN - 05.01.2021 - www.vs-furniture.com

Shift+ Landscape Adjustable shelf inserts.

Adjustable shelf inserts are available in melamine-resin-coated chipboard, each with glued-on plastic edges. The shelf inserts can be freely positioned by means of shelf supports in the holes and secured against slipping out.











Shift+ Landscape	for cabinet d = 42,5	45286	45287	45276		45288	45289	45279		45278		45280		45281
	for cabinet d = 53,0				45277				45283		45282		45284	45285
	w	49,9	32,6	49,9		73,0		73,0	78,2	73,0	78,2	63,1	65,7	63,1
	d		41,0			54,7		36,3	42,1	36,3	42,1	33,6	38,8	33,6
	d (center panel, decor)			19,4	24,5									
	d (center panel, perforated panel)			19,7	24,9									
	Cupboard	1-sided use		2-sided use		1-sided use		2-sided use						
	Position of shelf insert					left	right	outside right	outside left	inside left	inside right			



PRODUCT INFORMATION Shift-p-Zub_TY_EN - 26.01.2021 - www.vs-furniture.com

Shift+ Landscape Accessories.

Magnetic write-on film for use on all magnetic surfaces, for example the perforated metal back panels of the Shift+ Landscape cabinet-type units. The surface can be written on using board markers and can be wiped-off dry.
Writing / cleaning material: Wiper (magnetic, for dry wiping, with replaceable felt insert), felt insert (for Model 06962, packet of 10 strips), Board marker (can be wiped-off dry, packet of 10 pens), magnet.
Gratnells plastic boxes for Shift + cabinets with Gratnells rail system.

* Max. load per box: 5 kg.													
	45272		45273	45274	45275	06962	06963	06966	07947	48565	48566	48568	48567
Shift+ Landscape	w	12,0	29,7	42,0	59,4					31,2			
	h	14,0	42,0	59,4	84,0					7,5	15,0		
	d									37,5			
	DIN		A3	A2	A1								
	Unit		10	2			10	4	1				
	Bookend	Magnetic write-on film				Wiper	Felt cleaning cloth	Board-marker	Magnet	Gratnells plastic boxes*		Top for Gratnells boxes	Gratnells name plate



LearnBox (personal storage space)



PRODUCT INFORMATION LearnBox-S_TY_EN - 23.11.2021 - www.vs-furniture.com

LearnBox Container for students' workstations.

Modular cabinet system consisting of base and add-on cabinets for individual storage space.

Design consisting of glued bodies made from melamine-resin-coated chipboard with glued plastic edge.

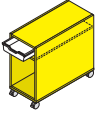
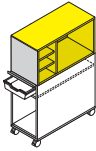
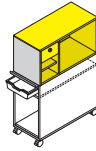
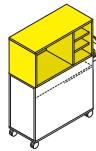
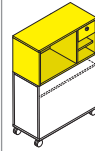
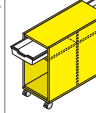
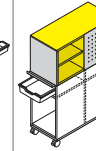
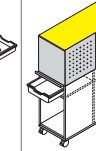
Base cabinets for positioning on the left or right side of the workplace. With one open compartment and a Gratnells tray. Optionally available with castors, 2 of which are lockable, or adjustable glide units. With a cover panel or prepared for an add-on cabinet.

Add-on cabinets for organization at the side of the workplace, with open compartments or with a flap, depending on the model. With perforated sheet back panel and a sheet metal side element with pen tray, both magnetic.

Combination with 76 cm-high tables from the TriTable-III and Cross ranges. Cover panels for base cabinets to match the table tops. Base and add-on cabinets that are accessible from both sides (40051, 40059, 40060) are available for space-optimized use.

The following material groups are available to choose from: Body made of chipboard: L6; Front made of chipboard: L3; Perforated-plate: L1.

Further products on this page: PantoMove-LuPo.

									
LearnBox	Usable	1-sided					2-sided		
	Lower cabinet	40050					40051		
	Add-on cabinet		40055	40056	40057	40058		40059	40060
	w					36,5			
	h	76,0		38,0			76,0	38,0	
	d			70,0 (80,0)				80,0	
	Alignment to user		left	left	right	right		left	right
	Open compartment	1	4	3	4	3	1	2+2	
	Flap			1		1			



PRODUCT INFORMATION LearnBox-L_TY_EN - 23.11.2021 - www.vs-furniture.com

LearnBox Container for teachers' workstations.

Modular cabinet system consisting of base and add-on cabinets for individual storage space.

Design consisting of glued bodies made from melamine-resin-coated chipboard with glued plastic edge.

Base cabinets for positioning on the left or right side of the workplace. With drawers or wing doors, each with bow handles, inset handles or lever handles, and with cylinder or turn knob locks. Optionally available with castors, 2 of which are lockable, or adjustable glide units. With a cover panel or prepared for an add-on cabinet.

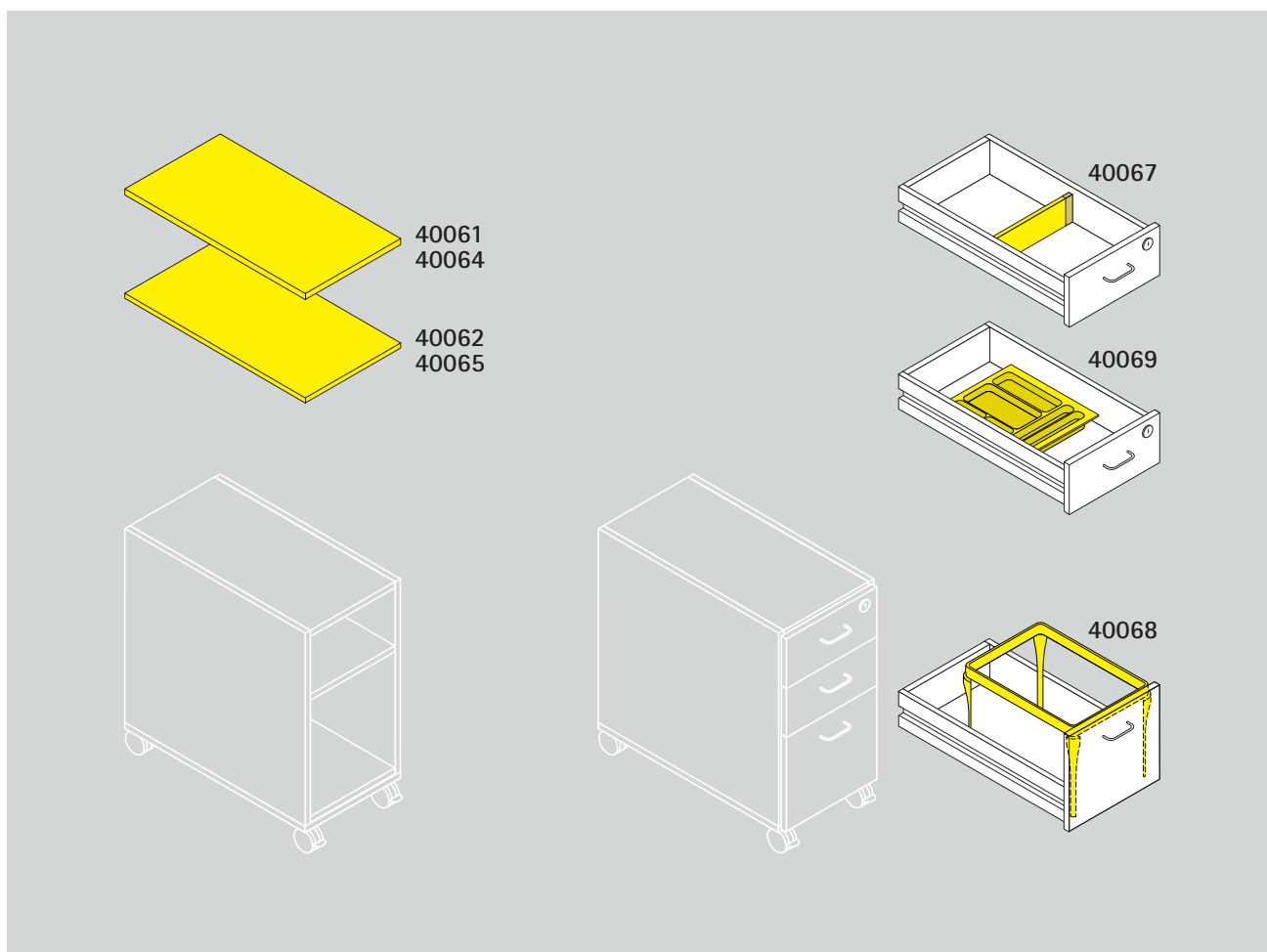
Add-on cabinets for organization at the side of the workplace, with open compartments or with a flap, depending on the model. With perforated sheet back panel and a sheet metal side element with pen tray, both magnetic.

Combination with 76 cm-high tables from the TriTable-III and Cross ranges. Cover panels for base cabinets to match the table tops.

The following material groups are available to choose from: Body made of chipboard: L6; Front made of chipboard: L3; Perforated-plate: L1.

Further products on this page: PantoMove-Soft.

LearnBox	Lower cabinet	40052	40053	40054	40055	40056	40057	40058
	Add-on cabinet							
	w	76,0			36,5			
	h	76,0			38,0			
	d				70,0 (80,0)			
	Alignment to user				links		rechts	
	Door (left/right)	1						
	Materials drawer	1	1	2				
	Drawer		2	2				
	Open compartment				4	3	4	3
	Flap					1		1



PRODUCT INFORMATION LearnBox-Zub_TY_EN - 23.11.2021 - www.vs-furniture.com

LearnBox Cover panels and organizational accessories.

Cover panels made from 19 mm chipboard or HPL to match the table top.

Organizational equipment in the form of drawers, adjustable hanging frame and material trays.

Plastic Gratnells trays for Shift+ cabinets with Gratnells rail system.

Available for selection: Plastic insertable materials tray as well as drawer partition and adjustable hanging frame.

The following material groups are available to choose from: Bases made of chipboard: L6.

* Max. load per box: 5 kg.										
LearnBox Accessories	LIGNOpal	d = 70	40061							
		d = 80	40064							
	HPL	d = 70	40062							
		d = 80	40065							
				40067	40068	40069	48565	48566	48568	48567
		w-h-d					31,2-7,5-37,5	31,2-15-37,5		
		w-d							31,2-37,5	
		Cover panel		Drawer partition	Adjustable hanging frame	Materials tray	Gratnells			
							Plastic boxes*		Top	Name plate

Serie 600 (mobile storage space)



PRODUCT INFORMATION S600-SchrReg_TY_EN - 16.03.2023 - www.vs-furniture.com

Serie 600 Cupboard. Open cupboard. Storage module.

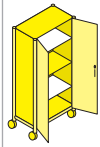
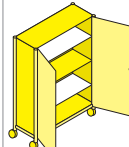
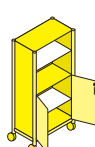
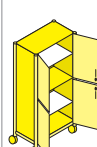
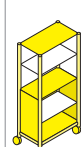
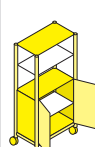
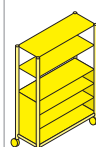
Body consists of a tubular-steel skeleton with 4 posts, a solid-metal bottom and 3 perforated-metal sides, each powder-coated. With design or special castors or optional adjustable feet.

Front open or with double wing doors of chipboard laminated with melamine-resin sheet and glued-on (KU) plastic edges. The doors are fitted with metal bow handles.

Organisation. Both the open shelf and cupboard versions have adjustable chipboard shelves.

Locks. Optionally with cylinder or turning knob locks. Model 45235 alternatively with personal property boxes and rubber mat.

The following material groups are available to choose from: Frame made of steel tube: M1,(chrome-plated); Front made of chipboard: L(astral silver); Body made of steel: M1.

								
Serie 600 Cupboards, shelves		45240	45241	45230	45231	45238	45239	45235
	w-d	85-48	125-48		85-48			125-48
	h design castor 7,5 (10)				159 (163)			
	h special castor 7,5 (10)				160 (164)			



PRODUCT INFORMATION S600-AufBe_TY_EN - 05.01.2021 - www.vs-furniture.com

Serie 600 Storage module.

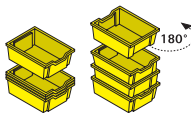




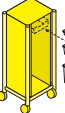
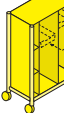

Body consists of a tubular-steel skeleton with 4 posts, a solid-metal bottom and 3 perforated-metal sides, each powder-coated. With design or special castors or optional adjustable feet.

Front open.

Organisation. Body with vertical compartments and runners for small (yellow), medium (red) or large (green) plastic boxes. The boxes can be freely combined provided the 3 different heights are taken into account. The internal partitions are made of chipboard laminated with melamine-resin sheet. There are 3 additional side compartments of office file size.

Plastic storage boxes must be ordered separately.

The following material groups are available to choose from: Frame made of steel tube: M1; Body made of steel: M1.

	Max. load per box: 5 kg.							
								
Serie 600 Storage module		09196	09197	09198	09100	45244	45242	45245
w-d		31.2-42.7				48-48	85-48	125-48
h		7.5	15.0	30.0				
h design castor 7,5 (10)						124 (128)		
h special castor 7,5 (10)						125 (129)		
No. of small boxes						12	24	36
No. of medium boxes						6	12	18
No. of large boxes						3	6	9



PRODUCT INFORMATION S600-Compass_TY_EN - 16.03.2023 - www.vs-furniture.com

Serie 600 UnoBean module.



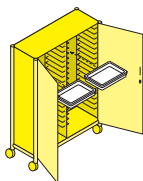
Carcass comprising a steel-tube skeleton with 4 posts, a solid-sheet base and 3 perforated-sheet sides, all powder-coated. With design or technical castors or optionally with adjustable feet.


Front with lockable double wing door.

Organisation. Carcass with vertical compartments and rails for UnoBean school-table/desk box trays. Inner side sections and centre wall made from chipboard. Carcass additionally with 3 folder-sized side compartments.

Storage box trays made from plastic must be ordered separately.

The following material groups are available to choose from: Frame made of steel tube: M1,(chrome-plated); Front made of chipboard: L(astral silver); Body made of steel: M1.

	Max. load per box: 5 kg.				
					
Serie 600 UnoBean-Modul			48-256-00	48-257-00	45229
	w-d			52-42,6	125-48
	h			7,2	
	Number of box trays				34
	h design castor 7,5 (10)				159 (163)
	h special castor 7,5 (10)				160 (164)



PRODUCT INFORMATION S600-Garderobe_TY_EN - 16.03.2023 - www.vs-furniture.com

Serie 600 Clothes, shoe and satchel cupboard.

Body consists of a tubular-steel skeleton with 4 posts, a solid-metal bottom and 3 perforated-metal sides, each powder-coated. With design or special castors or optional adjustable feet.

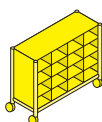
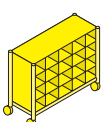
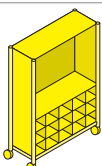
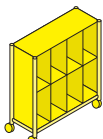
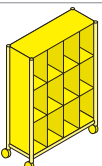
Front open.

Shoe cupboard with 16 or 20 shoe compartments of chipboard laminated with melamine-resin sheet and glued-on (KU) plastic edges.

Clothes cupboard, at the bottom: 15 shoe compartments of chipboard as well as at top: wardrobe with 6 triple hooks.

Satchel cupboard with 8 or 12 satchel compartments of chipboard. Optionally with self-adhesive protective rubber mats.

The following material groups are available to choose from: Frame made of steel tube: M1,(chrome-plated); Body made of steel: M1.

						
Serie 600 Wardrobe		45236	45232	45233	45234	45237
	w-d	125-48				
	h design castor 7,5 (10)	89 (93)		159 (163)	124 (128)	159 (163)
	h special castor 7,5 (10)	90 (94)		160 (164)	125 (129)	160 (164)



PRODUCT INFORMATION S600-Papier_TY_EN - 05.01.2021 - www.vs-furniture.com

Serie 600 Cupboard for paper and handicraft.

Body consisting of a tubular-steel carcass with 4 posts, a solid-sheet base and 3 perforated-plate sides, each powder-coated. With design or technical castors or optionally with adjustable feet.

Front with doors and drawers, each consisting of melamine-resin-coated chipboard with glued-on plastic edge and with metal bow handles.

Organisation (top). Cupboard element with a double wing door.

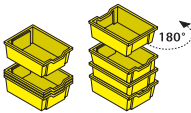







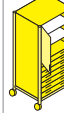
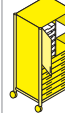
Optionally with 1 or 2 shelf inserts or left side with 6 guides for plastic boxes and right side with 1 chipboard shelf insert.

Organisation (bottom). 7 drawers with pull-out stop for DIN A2 format. Further formats (DIN A3, A4, A5) with drawer partitions possible (see table).

Locks. Both cupboard elements optionally with cylinder locks.

Drawer partitions and storage boxes of plastic must be ordered separately.

The following material groups are available to choose from: Frame made of steel tube: M1,(chrome-plated); Front made of chipboard: L(astral silver); Body made of steel: M1.

	Max. load per box: 5 kg.									
										
Serie 600 Paper and handicraft cupboard		09196	09197	09198	09100	45247	45248	45249	45246	45243
w-d		31.2-42.7							85-65	
h		7.5	15.0	30.0					159 (163)	
h design castor 7,5 (10)									160 (164)	
h special castor 7,5 (10)										
No. of boxes small/medium/large									6/3/2	
DIN A3 partition						2x		1x		
DIN A4 partition							4x	1x		
DIN A5 partition								3x		



PRODUCT INFORMATION S600-Regal_TY_EN - 16.03.2023 - www.vs-furniture.com

Serie 600 Open cupboard.

Body consists of a tubular-steel skeleton with 4 tubular corners/legs, a solid metal bottom and 3 perforated-metal sides, all powder-coated. Standard with design or special castors or optional adjustable feet.

Organisation with open compartment and adjustable shelves of steel or melamine-resin laminated chipboard with glued-on (KU) plastic edges.

The following material groups are available to choose from: Frame made of steel tube: M1,(chrome-plated); Body made of steel: M1; Bases made of chipboard: L6; Bases made of steel: M(arctic, anthracite, black RAL 9011).

Serie 600		45150	45151	45152	45153	45155	45156	45157	45158	45160	45161	45162	45163
	w-d	48-48				85-48				125-48			
	h design castor 7,5 (10)	89 (93)	124 (128)	159 (163)	-- (198)	89 (93)	124 (128)	159 (163)	-- (198)	89 (93)	124 (128)	159 (163)	-- (198)
	h special castor 7,5 (10)	90 (94)	125 (129)	160 (164)	-- (199)	90 (94)	125 (129)	160 (164)	-- (199)	90 (94)	125 (129)	160 (164)	-- (199)
	OH	2	3	4	5	2	3	4	5	2	3	4	5

Serie 800-Mobil (mobile storage space)



PRODUCT INFORMATION S8Mobil-FTuer_TY_EN - 22.11.2021 - www.vs-furniture.com

Serie 800-Mobil Mobile swing-door cabinets.

Mobile element cabinet (see table for details) in 2, 3, 4 and 5 height units and 3 fixed depths. The cabinets are suitable for a maximum additional load of 75 kg/sqm and some of them are equipped with counterweights to provide the necessary stability. Lockable 75-mm design castors ensure safe mobility.














Type: Swing-door cabinet, some with central panel (CPsb) flush with the body or set-back for the horizontal subdivision of the body. With visible back panel fixed in groove.

Front consisting of 2 separately closing single swing doors or a double swing door (CPsb) with bow handles, inset handles or lever handles.

Locking system with cylinder or turn knob locks as standard.

Internal equipment consisting of shelf inserts.

The following material groups are available to choose from: Body and bases made of chipboard: L6; Front made of chipboard: L3; Front veneered: F1.

														
Serie 800	H =	88,2 2FH					125,7 3FH			163,2 4FH			200,7 5FH	
D=42,5	W= 80 cm	47400	47401	47402		47403	47404	47405						
	W= 100 cm	47412	47413	47414		47415	47416	47417						
	W= 120 cm	47424	47425	47426	47427	47430	47431	47432						
D=50,0	W= 80 cm	47406	47407	47408		47409	47410	47411						
	W= 100 cm	47418	47419	47420		47421	47422	47423						
	W= 120 cm	47433	47434	47435	47436	47437	47438	47439						
D=58,0	W= 80 cm	47500	47501	47502		47503	47504	47505	47506	47507	47508	47509	47510	47511
	W= 100 cm	47512	47513	47514		47515	47516	47517	47518	47519	47520	47521	47522	47523
	W= 120 cm	47524	47525	47526	47527	47530	47531	47532	47533	47534	47535	47537	47538	47539
	Adjustable shelf inserts	1	2	2	6	2	4	4	3	6	6	4	8	8
	Locks / CP, CPsb	1 / -	2 / CP	1 / CPsb	1 / CPsb	1 / -	2 / CP	1 / CPsb	1 / -	2 / CP	1 / CPsb	1 / -	1 / CP	1 / CPsb



PRODUCT INFORMATION S8Mobil-Regal_TY_EN - 25.11.2021 - www.vs-furniture.com

Serie 800-Mobil Mobile shelf units.

Mobile element cabinet (see table for details) in 2, 3, 4 and 5 height units and 3 fixed depths. The cabinets are suitable for a maximum additional load of 75 kg/sqm and some of them are equipped with counterweights to provide the necessary stability. Lockable 75-mm design castors ensure safe mobility.

Type: Open cabinet, partly with central panel (MWz) flush with the body or set-back for the horizontal subdivision of the body. With visible back panel fixed in groove.

Internal equipment consisting of shelf inserts.

The following material groups are available to choose from: Body and bases made of chipboard: L6.

Serie 800	H =	88,2 2FH						125,7 3FH			163,2 4FH			200,7 5FH			
D=42,5	W= 80 cm	47450						47453									
	W= 100 cm	47462	47463	47464				47465	47466	47467							
	W= 120 cm	47474	47475	47476	47477	47478	47479	47480	47481	47482							
D=50,0	W= 80 cm	47456						47459									
	W= 100 cm	47468	47469	47470				47471	47472	47473							
	W= 120 cm	47483	47484	47485	47486			47487	47488	47489							
D=58,0	W= 80 cm	47550						47553			47556			47559			
	W= 100 cm	47562	47563	47564				47565	47566	47567	47568	47569	47570	47571	47572	47573	
	W= 120 cm	47574	47575	47576	47577			47580	47581	47582	47583	47584	47585	47587	47588	47589	
	Adj. shelf inserts	1	2	2	6	8	12	2	4	4	3	6	6	4	8	8	
	Wooden boxes ^{H=14,0}	-	-	-	-	12	16	-	-	-	-	-	-	-	-	-	
	CP, CPsb	-	CP	CPsb	CP	CP	CP	-	CP	CPsb	-	CP	CPsb	-	CP	CPsb	



PRODUCT INFORMATION S8Mobil-Gratnells_TY_EN - 29.11.2021 - www.vs-furniture.com

Serie 800-Mobil Mobile Gratnells cabinets.






Mobile element cabinet (see table for details) in 2 and 3 height units and 3 fixed depths. The cabinets are suitable for a maximum additional load of 75 kg/sqm and some of them are equipped with counterweights to provide the necessary stability. Lockable 75-mm design castors ensure safe mobility.

Type: Open or closed cabinet with 2 to 4 rows of plastic Gratnells boxes, 7.5 or 15 cm high. Central panels and side elements with guide rails for Gratnells boxes. Cabinet with visible back panel fixed in groove.

Front consisting of double swing door (CPsb) with bow handles, inset handles or lever handles depending on model.

Locking system with cylinder or turn knob locks as standard.

The following material groups are available to choose from: Body and bases made of chipboard: L6; Front made of chipboard: L3; Front veneered: F1; Gratnells plastic box: C3.

							
Serie 800	H =				88,2 2FH		125,7 3FH
D=42,5	W= 71 cm		47440				
	W= 105,5 cm			47441		47443	47444
	W= 140 cm				47442		
	Number of boxes (h 7,5/15)		16/8	24/12	32/16	24/12	36/18
	Locks		-	-	-	1	1



PRODUCT INFORMATION S8Mobil-Ranzen_TY_EN - 29.11.2021 - www.vs-furniture.com

Serie 800-Mobil Mobile satchel cabinets.

Mobile element cabinet (see table for details) in 2 and 3 height units. The cabinets are suitable for a maximum additional load of 75 kg/sqm and some of them are equipped with counterweights to provide the necessary stability. Lockable 75-mm design castors ensure safe mobility.

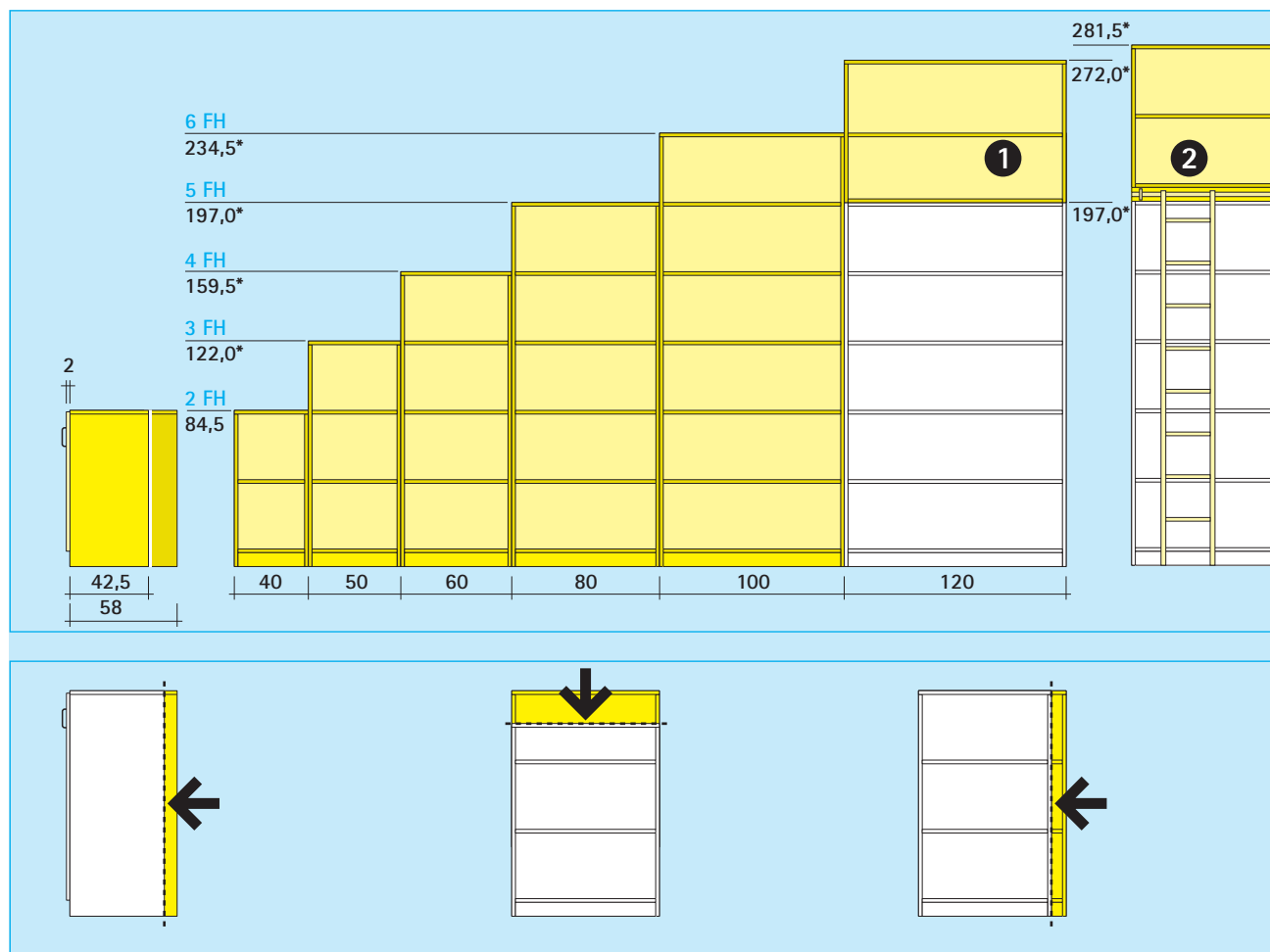
Type: Open cabinet with 3 to 4 rows of satchel compartments. Some with individual plastic Gratnells boxes, 7.5 or 15 cm high, in each satchel cabinet or with complete row of Gratnells boxes. Cabinet with visible back panel fixed in groove.

The following material groups are available to choose from: Body and bases made of chipboard: L6; Gratnells plastic box: C3.

Serie 800	H =		88,2 2FH		125,7 3FH		
D=42,5	W= 105,5 cm		47445	47446	47447		
	W= 120 cm					47448	
	W= 140 cm						47449
	Number of boxes (h 7,5/15)		6/3	6/-	12/6	-/-	8/-
	Number of compartments		3	6	4	8	8



Serie 800 (cabinet walls)



TECHNICAL DESCRIPTION S800-Vor1_TB_EN - 05.01.2021 - www.vs-furniture.com

Serie 800

Preliminary remark – grid system.

Series 800 element cabinets are made from melamine-resin-coated chipboard with glue-on plastic or beech edge. Cabinets are available in 6 widths, 6 heights and 2 depths. One height grid (1FH) corresponds to 375 mm. Add-on cabinets are available 1, 2 and 3FH without [1] and with [2] base for a ladder rail to be installed (cf. table). In addition, many models (without technical built-in components) can be variably shortened in the width, height and depth dimensions in five-millimetre increments and thus built for a perfect fit in all room situations.

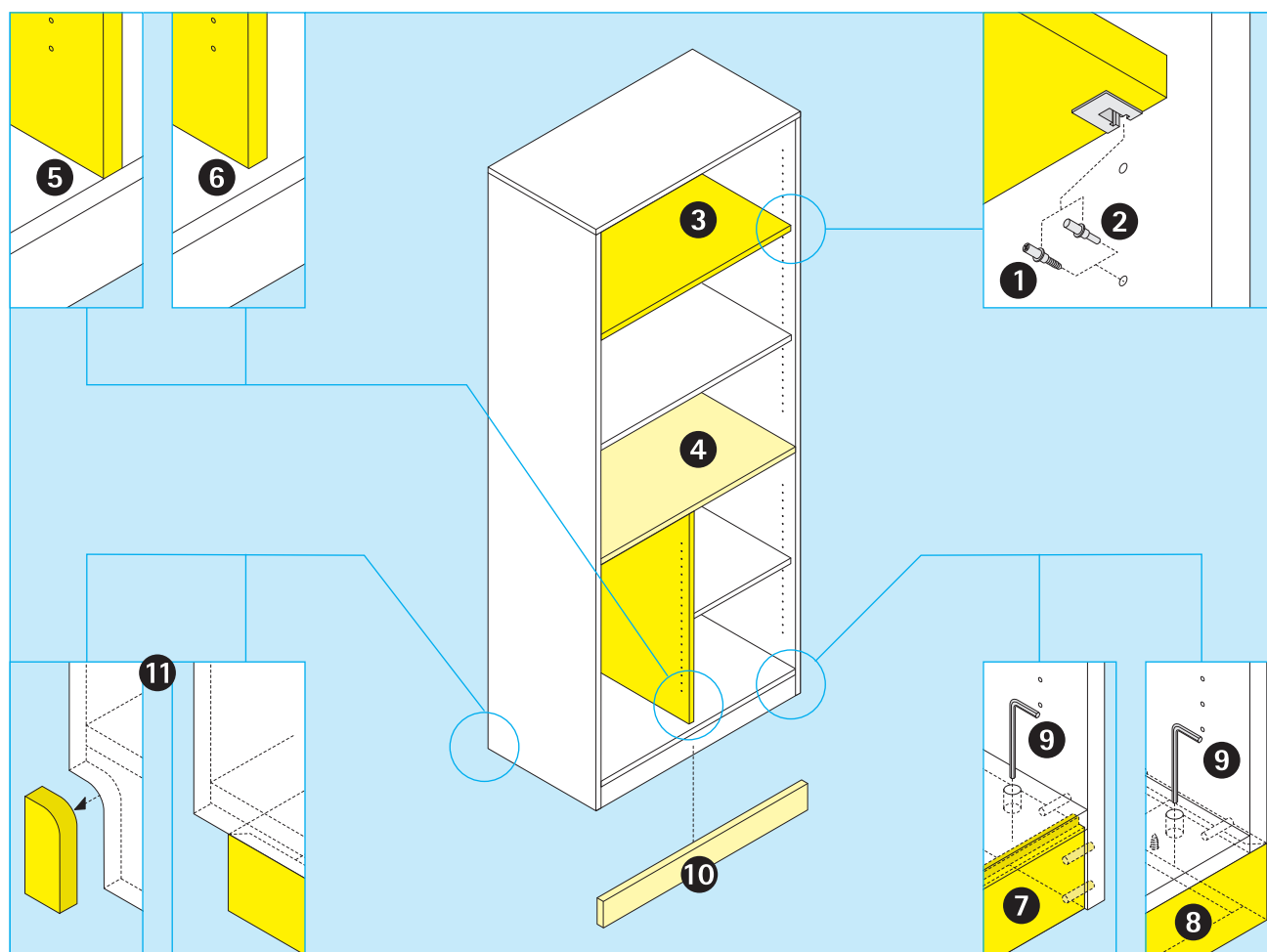
Top shelves are placed on the side walls and thereby form a cleanly structured top cover for low cabinets.

Cabinet fronts (2 cm) and further protruding parts such as handles for example are not taken into consideration in the depth specifications.

Erection: Models from a height of 197 cm or models with drawers and/or pullouts (DGV Regel 108-007) must be secured to the wall or floor.

The following material groups are available to choose from: Front made of chipboard: L3; Body and bases made of chipboard: L3; Front veneered: F1.

Serie 800		File height (37,5)	1FH	2FH	3FH	4FH	5FH	6FH
Cabinet	h without base			77,0	114,5	152,0	189,5	227,0
	h with base 7,5 cm			84,5	122,0	159,5	197,0	234,5
	h with base 4,0 cm			81,0	118,5	156,0	193,5	231,0
Add-on cabinet	h without base		37,5	75,0	112,5			
	h with base 7,5 cm (ladder rail)		45,0	82,5	120,0			



TECHNICAL DESCRIPTION S800-Vor2_TB_EN - 23.02.2022 - www.vs-furniture.com

Serie 800

Preliminary remark – carcass construction.

Series 800 element cabinets are supplied fully glued or disassembled, with eccentric connectors. The row of holes (dia. 3 mm) at a grid distance of 25 mm can be used right through.

Shelf carriers (load class L75) are screwed into standard-equipped cabinets [1] and screwed and inserted into individually equipped cabinets [2].

Adjustable shelf inserts [3] made from chipboard (up to a width of 80 cm), coreboard (width 40 - 120 cm) and sheet steel (width 80 - 120 cm) have a concealed mounting for the shelf carriers.

Vertical carcass structures are fashioned by glued and, in the case of disassembled cabinets, by construction shelves [4] with eccentric connectors.

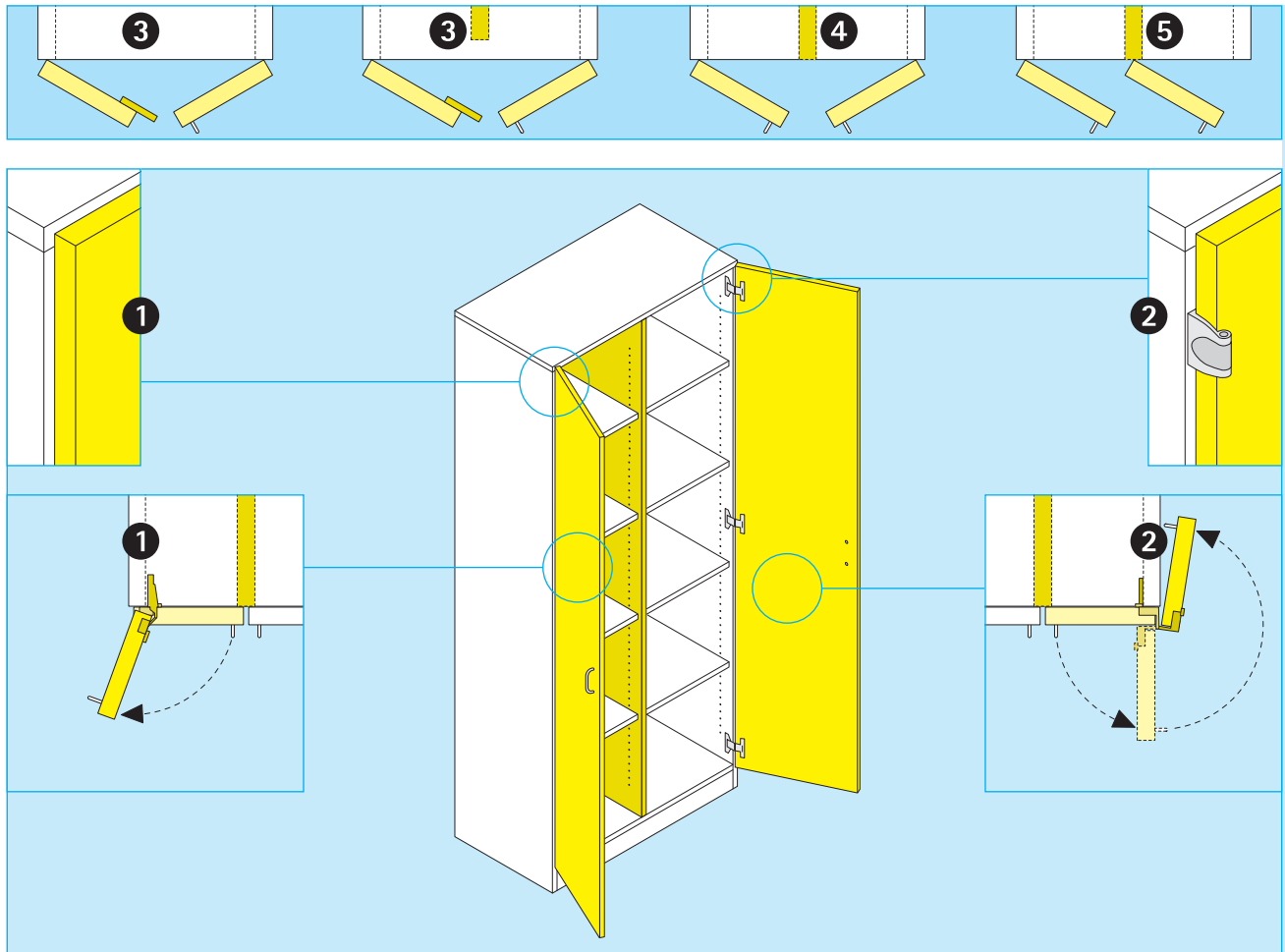
Horizontal carcass structures are fashioned by middle partitions flush with the carcass [5] or set back [6]. These are glued or, in the case of disassembled cabinets, equipped with eccentric connectors. Middle partitions flush with the carcass permit the use of separately closing single swing doors. Set-back partitions are combined with double swing doors.

Bases are a structural component of the carcass construction made from chipboard [7] or are positioned as a steel base [8] at heights of 75 and 40 mm below the carcass. Both base types have precision height adjustment by means of an Allen key [9] through the bottom shelf. The chipboard base can be fitted with a base cover strip flush with the front/door [10]. Base recesses [11] on the back are possible in the case of floor strips.

Wardrobe and washbasin cabinets are provided with plastic ventilation outlets on the top and bottom edges of the door.

Erection: Models from a height of 197 cm or models with drawers and/or pullouts (DGUV Regel 108-007) must be secured to the wall or floor.

Serie 800	Cupboard w	40	50	60	80	90	100	120	80	90	100	120	120	120		
	Shelf w	36,1	46,1	56,1	76,1	86,1	96,1	116,1	37,1	42,1	47,1	57,1	37,4	27,5		
	Middle partition				--					1			2	3		
*D=42,5 *D=58	Load according to L75 (kg)	10	13	15	21	24	27	32	10	11	13	14	10	7		
		14	18	22	30	34	38	46	11	16	18	22	14			



TECHNICAL DESCRIPTION S800-Vor3_TB_EN - 04.03.2021 - www.vs-furniture.com

Serie 800

Preliminary remark – swing doors.

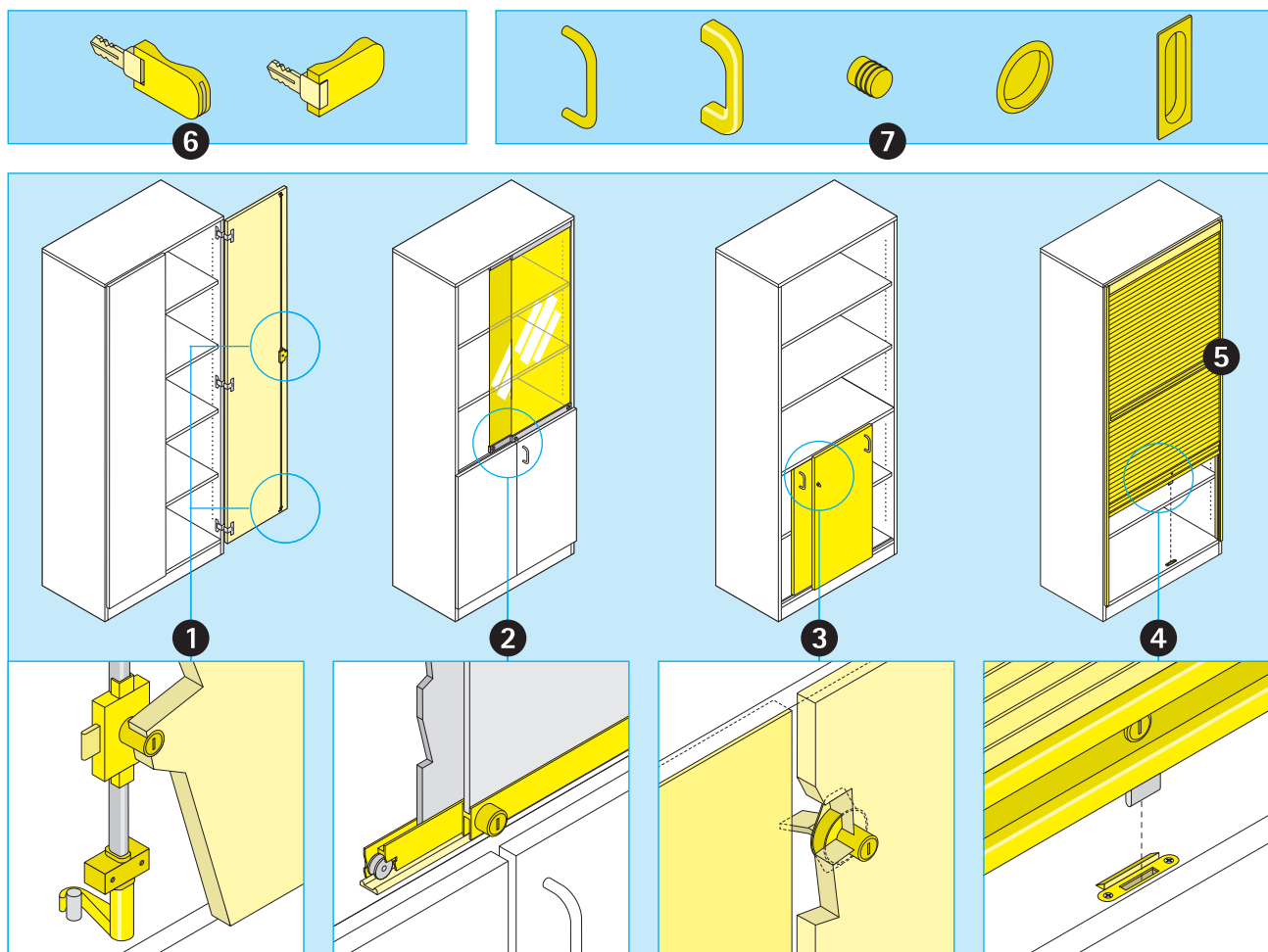
Series 800 element cabinets can be fitted with two different door hinges for the opening angles 110° [1] or 270° [2]. 110° door hinges cannot be seen from the outside and have damped door closing. Both hinges are available for single and for double swing doors in accordance with the carcass structure.

Single swing doors [3] are available hung on either the left or the right. The hanging side can be freely defined for widths up to 60 cm.

Double swing doors [4] are fitted with a flexible plastic impact strip.

Bow handles (steel, plastic and wood), knob handles und inset handles (round) are available to choose from.

Erection: Models from a height of 197 cm or models with drawers and/or pullouts (DGUV Regel 108-007) must be secured to the wall or floor.



TECHNICAL DESCRIPTION S800-Vor4_TB_EN - 04.03.2021 - www.vs-furniture.com

Serie 800

Preliminary remark – closing of swing doors, sliding doors and roller shutters.

Series 800 element cabinets are available with swing doors (see Preliminary remark – swing doors) and with assorted sliding doors and roller shutters.

Lockable single and double swing doors [1] are equipped with cylinder or turning-knob locks and a locking rod with striker on the top and bottom shelves. [7] Bow handles (steel, plastic and wood), knob handles and inset handles (round) are available to choose from.

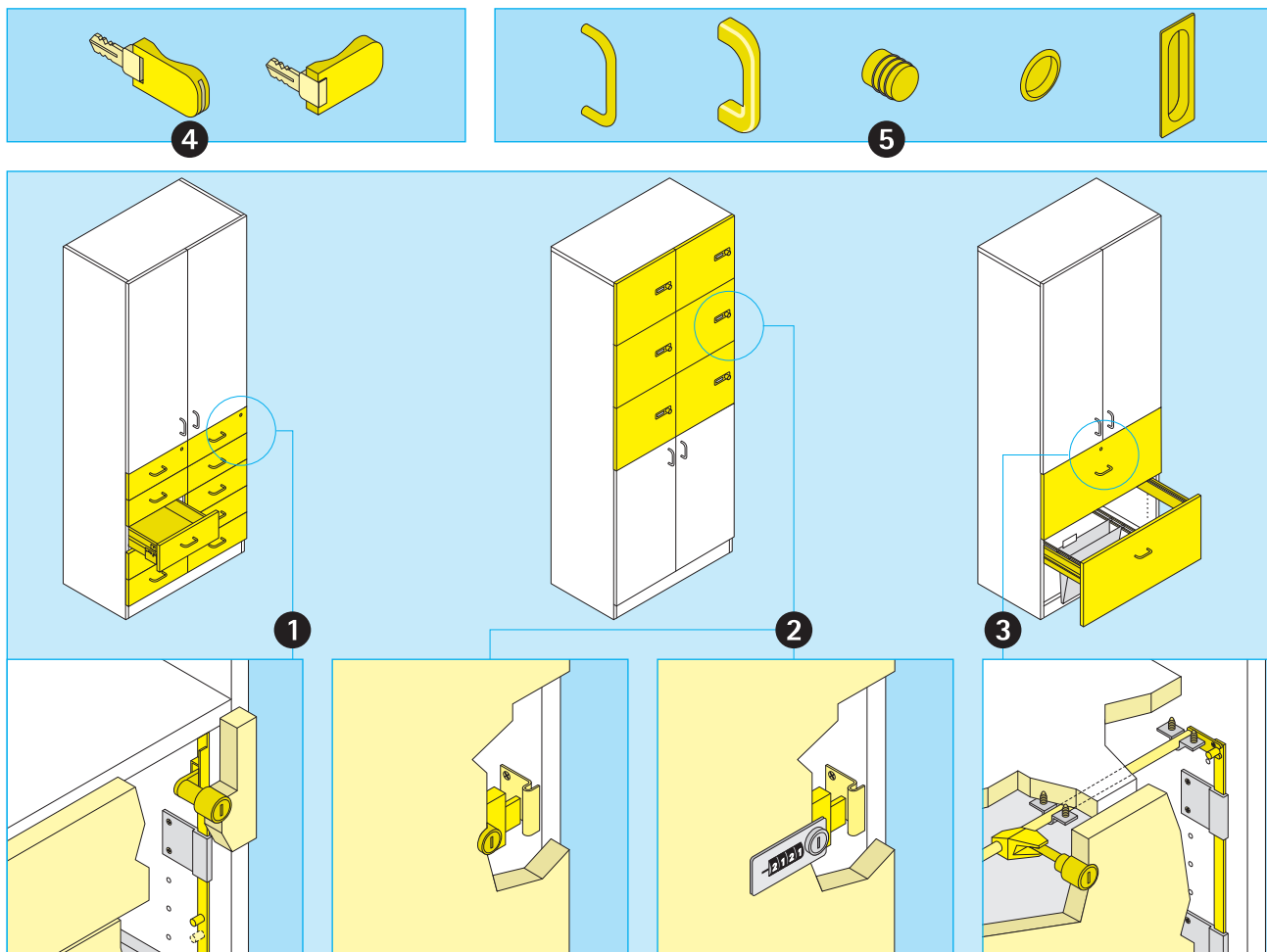
Glass sliding doors [2] (optionally lockable) made from single-layer safety glass are equipped with a roller guide and a rail system made from aluminium. A pressure-cylinder lock locks the door.

Chipboard sliding doors [3] (optionally lockable) are locked by a pressure-cylinder lock. [7] Bow handles (steel, plastic and wood), knob handles and inset handles (round and rectangular) are available to choose from.

Vertical roller shutters [4] (optionally lockable) made from plastic are fitted on 5FH cabinets with a horizontal strip handle [5] over the entire cabinet width. All cabinets are equipped with a strip handle with catch. A roller-shutter lock locks the roller shutter.

The keys will fold [6] and are supplied with a spare key located in the plastic lid in the case of customer-defined locking or locking based on a locking plan.

Erection: Models from a height of 197 cm or models with drawers and/or pullouts (DGUV Regel 108-007) must be secured to the wall or floor.



TECHNICAL DESCRIPTION S800-Vor5_TB_EN - 04.03.2021 - www.vs-furniture.com

Serie 800

Preliminary remark – closing of drawers and lockers.

Series 800 element cabinets are available with swing doors (see Preliminary remark – swing doors) and with assorted drawers and lockers.

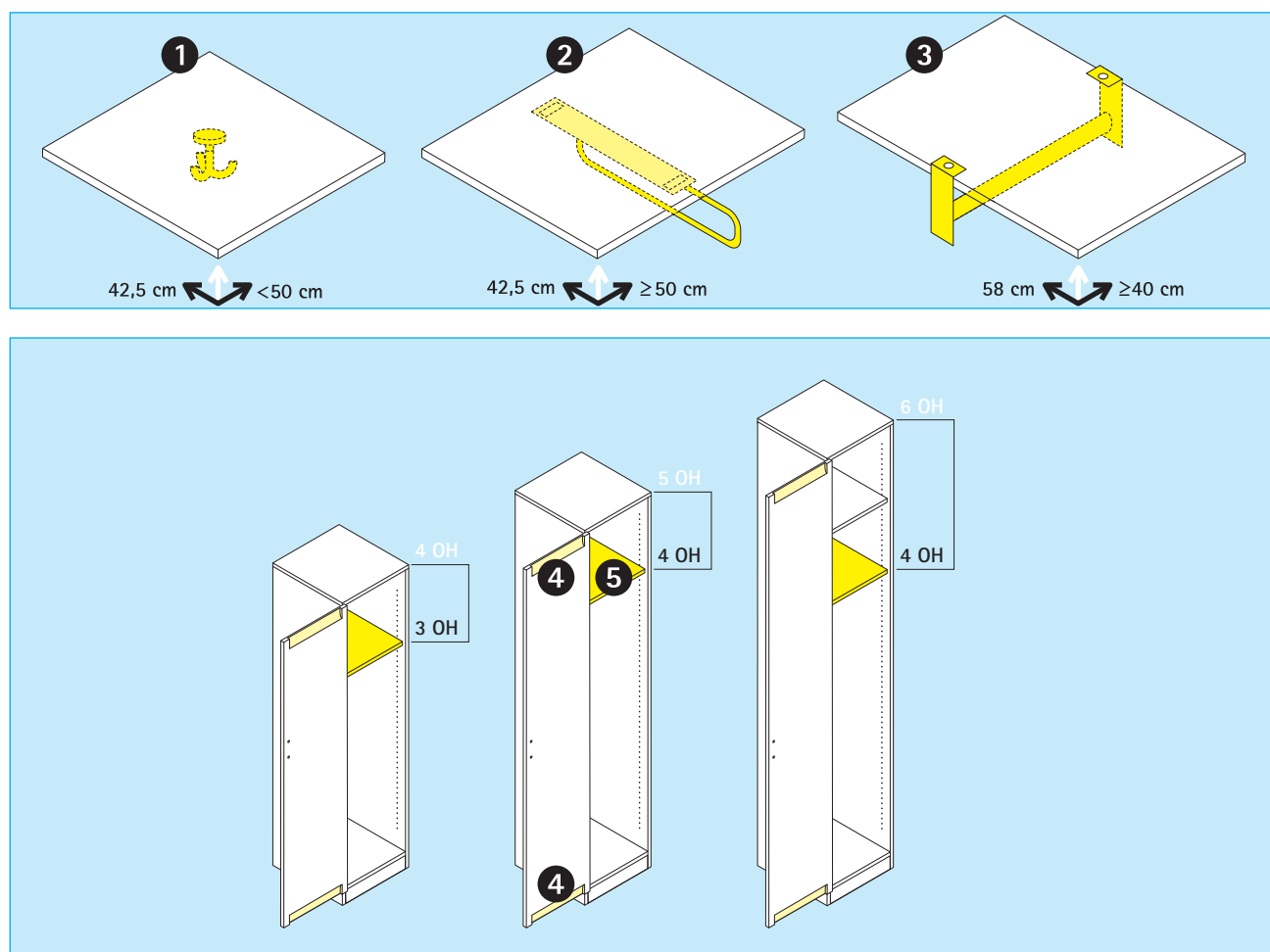
Drawer cabinets [1] (optionally lockable) are available with 1 or 2 rows of drawers which are equipped in each case with central rod locking and a lock in the top drawer. [5] Bow handles (steel, plastic and wood), knob handles and inset handles (round) are available to choose from.

Locker cabinets [2] (always lockable) are available with simple case locks or with combination locks. All without handles.

Suspension filing cabinets and wide drawers [3] (optionally lockable) are available with central rod locking and a lock in the top drawer. Pulling out several drawers at once is disabled.

Keys are folding [4] and are supplied on delivery with a spare key integrated in the plastic cap.

Erection: Models from a height of 197 cm or models with drawers and/or pullouts (DGUV Regel 108-007) must be secured to the wall or floor.



TECHNICAL DESCRIPTION S800-Vor6_TB_EN - 04.03.2021 - www.vs-furniture.com

Serie 800

Preliminary remark – wardrobe.

Series 800 element cabinets with swing doors can be equipped from 4FH as wardrobe cabinets. 3 different wardrobe systems are used, depending on the width and depth dimensions.

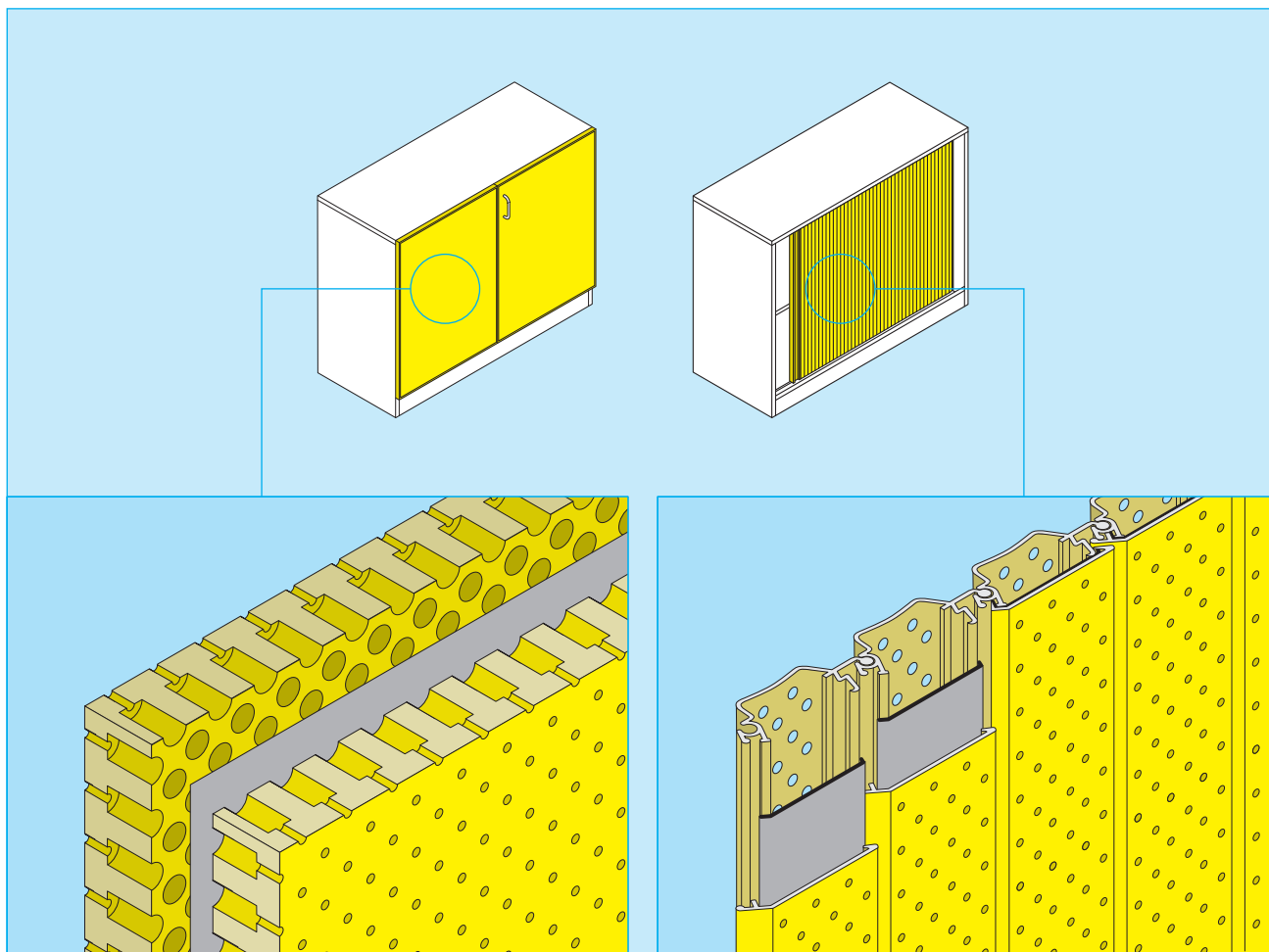
[1] Width less than 50 cm, depth = 42.5 cm: Centrally positioned 3-point hook under the hat shelf (max. load 35 kg).

[2] Width from 50 cm, depth = 42.5 cm: Pull-out wardrobe rod under the hat shelf (max. load 6 kg).

[3] Width from 40 cm, depth = 58.0 cm: Laterally positioned wardrobe bar under the hat shelf (max. load 50 kg).

Wardrobe cabinets are equipped with plastic ventilation outlets [4] on the top and bottom edges of the door. Hat shelves [5] are located in 4FH-high cabinets at position 3FH and in 5FH- and 6FH-high cabinets at position 4FH. 6FH cabinets also have an additional adjustable shelf insert.

Erection: Models from a height of 197 cm or models with drawers and/or pullouts (DGVV Regel 108-007) must be secured to the wall or floor.



TECHNICAL DESCRIPTION S800-Vor7_TB_EN - 06.04.2022 - www.vs-furniture.com

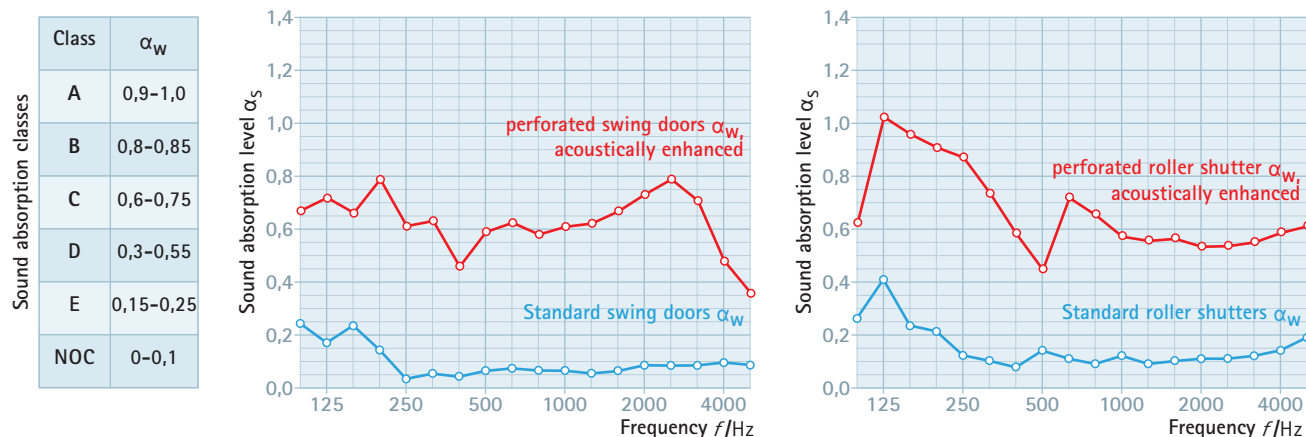
Serie 800






Certified as belonging to sound absorption class C.
















The swing doors and roller shutters of Series 800 units can be acoustically enhanced in order to improve sound absorption in rooms in which noise reverberates. This is achieved by using perforated surfaces for the swing doors and roller shutters. **Swing doors certified as belonging to sound absorption class C:** The sound absorption properties of Series 800 cabinets equipped with perforated swing doors in a reverberation chamber were determined in independent measurements performed according to DIN EN ISO 354. In addition, the determined sound absorption level was rated as being of sound absorption class C in accordance with DIN EN ISO 11654. Other measured characteristic values: Noise Reduction Coefficient $NRC=0.65$; Sound Absorption Average $SAA=0.64$ (according to ASTM C 423-09).






Roller shutters certified as belonging to sound absorption class C: The sound absorption properties of Series 800 cabinets equipped with perforated roller shutters in a reverberation chamber were determined in independent measurements performed according to DIN EN ISO 354. In addition, the determined sound absorption level was rated as being of sound absorption class C in accordance with DIN EN ISO 11654. Other measured characteristic values: Noise Reduction Coefficient $NRC=0.60$; Sound Absorption Average $SAA=0.65$ (according to ASTM C 423-09).
















Standard surfaces are not eligible for classification (NOC).

















																
Serie 800	H (in cm for standard base) =	84,5 2FH			122,0 3FH			159,5 4FH			197,0 5FH			234,5 6FH		
D=42,5	W= 40 cm	44030		44031		44032		44033		44034						
	W= 50 cm	44130		44131		44132		44133		44134						
	W= 60 cm	44230		44231		44232		44233		44234						
	W= 80 cm	44035		44036		44037		44038		44039						
D=58,0	W= 40 cm	44330		44331		44332		44333		44334						
	W= 50 cm	44430		44431		44432		44433		44434						
	W= 60 cm	44530		44531		44532		44533		44534						
	W= 80 cm	44335		44336		44337		44338		44339						
	Adjustable shelf inserts	1		2		3		4		5						














																
Serie 800	H (in cm for standard base) =	84,5 2FH			122,0 3FH			159,5 4FH			197,0 5FH			234,5 6FH		
D=42,5	W= 100 cm	44135	44136	44137	44141	44142	44143	44144	44145	44146	44147	44148	44149	44150	44151	44152
	W= 120 cm	44235	44236	44237	44241	44242	44243	44244	44245	44246	44247	44248	44249	44250	44251	44252
D=58,0	W= 100 cm	44435	44436	44437	44441	44442	44443	44444	44445	44446	44447	44448	44449	44450	44451	44452
	W= 120 cm	44535	44536	44537	44541	44542	44543	44544	44545	44546	44547	44548	44549	44550	44551	44552
	Adjustable shelf inserts	1	2	2	2	4	4	3	6	6	4	8	8	5	10	10
	CP, CPsb	-	CP	CPsb	-	CP	CPsb	-	CP	CPsb	-	CP	CPsb	-	CP	CPsb














																
Serie 800	H (in cm for standard base) =	84,5 2FH			122,0 3FH			159,5 4FH			197,0 5FH			234,5 6FH		
D=42,5	W= 40 cm	44000			44001			44002			44003			44005		
	W= 50 cm	44100			44101			44102			44103			44105		
	W= 60 cm	44200			44201			44202			44203			44205		
D=58,0	W= 40 cm	44300			44301			44302			44303			44305		
	W= 50 cm	44400			44401			44402			44403			44405		
	W= 60 cm	44500			44501			44502			44503			44505		
	Adjustable shelf inserts	1			2			3			4			5		
	Locks	1			1			1			1			1		













																
Serie 800	H (in cm for standard base) =	84,5 2FH			122,0 3FH			159,5 4FH			197,0 5FH			234,5 6FH		
D=42,5	W= 80 cm	44010	44011	44012	44014	44015	44016	44017	44018	44019	44020	44021	44022	44025	44026	44027
	W= 100 cm	44110	44111	44112	44114	44115	44116	44117	44118	44119	44120	44121	44122	44125	44126	44127
	W= 120 cm	44210	44211	44212	44214	44215	44216	44217	44218	44219	44220	44221	44222	44225	44226	44227
D=58,0	W= 80 cm	44310	44311	44312	44314	44315	44316	44317	44318	44319	44320	44321	44322	44325	44326	44327
	W= 100 cm	44410	44411	44412	44414	44415	44416	44417	44418	44419	44420	44421	44422	44425	44426	44427
	W= 120 cm	44510	44511	44512	44514	44515	44516	44517	44518	44519	44520	44521	44522	44525	44526	44527
	Adjustable shelf inserts	1	2	2	2	4	4	3	6	6	4	8	8	5	10	10
	Locks / CP, CPsb	1	2 / CP	1 / CPsb	1	2 / CW	1 / CPsb	1	2 / CW	1 / CPsb	1	2 / CP	1 / CPsb	1	2 / CP	1 / CPsb













													
Serie 800	H (in cm for standard base) =	197,0 2+3FH (Shelf)			197,0 2+3FH			234,5 2+4FH			234,5 4+2FH		
D=42,5	W= 40 cm	44004						44008	44006		44007		
	W= 50 cm	44104						44108	44106		44107		
	W= 60 cm	44204						44208	44206		44207		
D=58,0	W= 40 cm	44304						44308	44306		44307		
	W= 50 cm	44404						44408	44406		44407		
	W= 60 cm	44504						44508	44506		44507		
	Adjustable shelf inserts	3						4	4		4		
	Locks	1						1	2		2		

														
Serie 800	H (in cm for standard base) =	197,0 2+3FH (Shelf)			197,0 2+3FH			234,5 2+4FH			234,5 4+2FH			
D=42,5	W= 80 cm	44023			44024			44009		44028		44029		
	W= 100 cm		44123			44124			44109		44128		44129	
	W= 120 cm		44223			44224			44209		44228		44229	
D=58,0	W= 80 cm	44323			44324			44309		44328		44329		
	W= 100 cm		44423			44424			44409		44428		44429	
	W= 120 cm		44523			44524			44509		44528		44529	
	Adjustable shelf inserts	3	2+2		3	2+2		4	5	4	2+3	4	6+1	
	Locks/ CP, CPsb	1 / -	1 / CPsb		2 / -	2 / CPsb		1 / -	1 / CPsb	2 / -	2 / CPsb	2 / -	2 / CPsb	



	* for ladder rail													
														
Serie 800	H =	37,5 1FH	*45,0 1FH	37,5 1FH	*45,0 1FH	75,0 2FH	*82,5 2FH	75,0 2FH	*82,5 2FH	112,5 3FH	*120,0 3FH	112,5 3FH	*120,0 3FH	
D=42,5	W= 40 cm	47800	47820	47801	47821	44080	44090	44081	44091	47840	47860	47841	47861	
	W= 50 cm	47802	47822	47803	47823	44180	44190	44181	44191	47842	47862	47843	47863	
	W= 60 cm	47804	47824	47805	47825	44280	44290	44281	44291	47844	47864	47845	47865	
D=58,0	W= 40 cm	47900	47920	47901	47921	44380	44390	44381	44391	47940	47960	47941	47961	
	W= 50 cm	47902	47922	47903	47923	44480	44490	44481	44491	47942	47962	47943	47963	
	W= 60 cm	47904	47924	47905	47925	44580	44590	44581	44591	47944	47964	47945	47965	
	Adjustable shelf inserts	-	-	-	-	1	1	1	1	2	2	2	2	
	Locks	1	1	-	-	1	1	-	-	1	1	-	-	


														
Serie 800	H =	37,5 1FH			45,0 1FH for ladder rail			37,5 1FH			45,0 1FH for ladder rail			
D=42,5	W= 80 cm	47806			47826			47807			47827			
	W= 100 cm	47808	47809	47810	47828	47829	47830	47811	47812	47813	47831	47832	47833	
	W= 120 cm	47814	47815	47816	47834	47835	47836	47817	47818	47819	47837	47838	47839	
D=58,0	W= 80 cm	47906			47926			47907			47927			
	W= 100 cm	47908	47909	47910	47928	47929	47930	47911	47912	47913	47931	47932	47933	
	W= 120 cm	47914	47915	47916	47934	47935	47936	47917	47918	47919	47937	47938	47939	
	Adjustable shelf inserts	-	-	-	-	-	-	-	-	-	-	-	-	
	Locks / CP, CPsb	1 / -	2 / CP	1 / CPsb	1 / -	2 / CP	1 / CPsb	- / -	- / CP	- / CPsb	- / -	- / CP	- / CPsb	






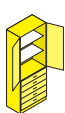
													
Serie 800	H =	75,0 2FH			82,5 2FH for ladder rail			75,0 2FH			82,5 2FH for ladder rail		
D=42,5	W= 80 cm	44082			44092			44085			44095		
	W= 100 cm	44182	44183	44184	44192	44193	44194	44185	44186	44187	44195	44196	44197
	W= 120 cm	44282	44283	44284	44292	44293	44294	44285	44286	44287	44295	44296	44297
D=58,0	W= 80 cm	44382			44392			44385			44395		
	W= 100 cm	44482	44483	44484	44492	44493	44494	44485	44486	44487	44495	44496	44497
	W= 120 cm	44582	44583	44584	44592	44593	44594	44585	44586	44587	44595	44596	44597
	Adjustable shelf inserts	1	2	2	1	2	2	1	2	2	1	2	2
	Locks / CP, CPsb	1 / -	2 / CP	1 / CPsb	1 / -	2 / CP	1 / CPsb	- / -	- / CP	- / CPsb	- / -	- / CP	- / CPsb





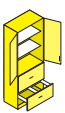

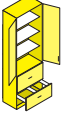
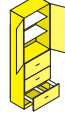
													
Serie 800	H =	112,5 3FH			120,0 3FH for ladder rail			112,5 3FH			120,0 3FH for ladder rail		
D=42,5	W= 80 cm	47846			47866			47847			47867		
	W= 100 cm	47848	47849	47850	47868	47869	47870	47851	47852	47853	47871	47872	47873
	W= 120 cm	47854	47855	47856	47874	47875	47876	47857	47858	47859	47877	47878	47879
D=58,0	W= 80 cm	47946			47966			47947			47967		
	W= 100 cm	47948	47949	47950	47968	47969	47970	47951	47952	47953	47971	47972	47973
	W= 120 cm	47954	47955	47956	47974	47975	47976	47957	47958	47959	47977	47978	47979
	Adjustable shelf inserts	2	4	4	2	4	4	2	4	4	2	4	4
	Locks / CP, CPsb	1 / -	2 / CP	1 / CPsb	1 / -	2 / CP	1 / CPsb	- / -	- / CP	- / CPsb	- / -	- / CP	- / CPsb



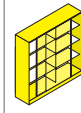
											
Serie 800	H =									75,0 2FH	112,5 3FH
D=42,5	W= 80 cm									44870	
	W= 100 cm									44872	44873
	W= 120 cm									44874	44875
	W= 160 cm									44818	44819
	W= 180 cm									44823	44824
D=58,0	W= 80 cm									44970	
	W= 100 cm									44972	44973
	W= 120 cm									44974	44975
	W= 160 cm									44918	44919
	W= 180 cm									44923	44924
	Adjustable shelf inserts									2	4
	Locks / CPsb									1 / CPsb	1 / CPsb



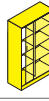



									
Serie 800	H =							75,0 2FH	112,5 3FH
D=42,5	W= 160 cm							44828	44829
	W= 160 cm							44928	44929
	Adjustable shelf inserts							2	4
	Locks / CPsb							1 / CPsb	1 / CPsb

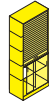


			
Serie 800	H (in cm for standard base) =		84,5 2FH
D=42,5	W= 40 cm		44830
	W= 50 cm		44840
	W= 60 cm		44845
D=58,0	W= 40 cm		44930
	W= 50 cm		44940
	W= 60 cm		44945
	Drawers		5
	Locks		1











							
Serie 800	H (in cm for standard base) =	84,5 2FH				197,0 5FH	
D=42,5	W= 80 cm	44831	44832	44833	44835	44834	44836
	W= 100 cm	44841	44842	44843		44844	
	W= 120 cm	44846	44847	44848		44849	
D=58,0	W= 80 cm	44931	44932	44933	44935	44934	44936
	W= 100 cm	44941	44942	44943		44944	
	W= 120 cm	44946	44947	44948		44949	
	Adjustable shelf inserts / Drawers	1 / 5	1 / 5	- / 10	- / 5	2 / 10	2 / 5
	Locks	2	2	2	1	3	2













									
Serie 800	H (in cm for standard base) =	84,5 2FH		122,0 3FH		197,0 5FH		234,5 6FH	
D=42,5	W= 80 cm	47600	47601	47602	47603	47604	47605	47606	47607
	W= 100 cm	47610	47611	47612	47613	47614	47615	47616	47617
	W= 120 cm	47620	47621	47622	47623	47624	47625	47626	47627
D=58,0	W= 80 cm	47700	47701	47702	47703	47704	47705	47706	47707
	W= 100 cm	47710	47711	47712	47713	47714	47715	47716	47717
	W= 120 cm	47720	47721	47722	47723	47724	47725	47726	47727
	Adjustable shelf inserts /Pull-outs	- / 2	- / 4	- / 3	- / 6	2 / 2	1 / 3	3 / 2	2 / 3
	Locks	1	1	1	1	2	2	2	2









					
Serie 800	H (in cm for standard base) =		84,5 2FH	122,0 3FH	159,5 4FH
D=42,5	W= 160 cm		47630	47631	47632
D=58,0	W= 160 cm		47730	47731	47732
	Adjustable shelf inserts		2	4	6
	Locks		1	1	1




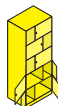



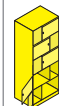
								
Serie 800	H (in cm for standard base) =		84,5 2FH	122,0 3FH	159,5 4FH	197,0 5FH		
D=42,5	W= 80 cm		44800			44803	44804	44059
	W= 100 cm		44805	44806	44807	44808	44809	44159
	W= 120 cm		44810	44811	44812	44813	44814	44259
	W= 160 cm		44815	44816	44817			
	W= 180 cm		44820	44821	44822			
D=58,0	W= 80 cm		44900			44903	44904	44359
	W= 100 cm		44905	44906	44907	44908	44909	44459
	W= 120 cm		44910	44911	44912	44913	44914	44559
	W= 160 cm		44915	44916	44917			
	W= 180 cm		44920	44921	44922			
	Adjustable shelf inserts		2	4	6	2+2	2+2	2+2
	Locks		1	1	1	1	2	2













								
Serie 800	H (in cm for standard base) =					197,0 5FH		
D=42,5	W= 80 cm					44073	44071	44072
D=58,0	W= 80 cm					44373	44371	44372
	Adjustable shelf inserts					2+2	3	4
	Locks					2	2	1

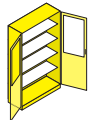
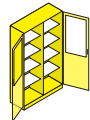
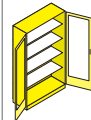
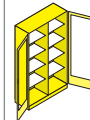
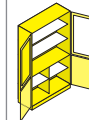
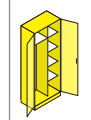
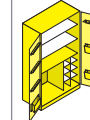

												
Serie 800	H (in cm for standard base) =		84,5 2FH	122,0 3FH	159,5 4FH	197,0 5FH						
D=42,5	W= 40 cm		44600	44601	44602	44603	44604	44605	44606	44607	44608	44609
D=58,0	W= 40 cm		44650	44651	44652	44653	44654	44655	44656	44657		
	Adjustable shelf inserts		-	-	-	-	1	-	1	2	1	1
	Locks		2	3	4	5	3	4	3	2	1	1













													
Serie 800	H (in cm for standard base) =	84,5 2FH	122,0 3FH	159,5 4FH	197,0 5FH								
D=42,5	W= 80 cm	44610	44611	44612	44613	44614	44615	44616	44617	44618	44619	44620	44621
D=58,0	W= 80 cm	44660	44661	44662	44663	44664	44665	44666	44667				
	Adjustable shelf inserts	-	-	-	-	2	-	2	4	2	2	-	2
	Locks	4	6	8	10	6	8	6	4	1	1	-	1

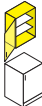

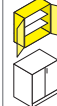

										
Serie 800	H (in cm for standard base) =		84,5 2FH	122,0 3FH	159,5 4FH	197,0 5FH				
D=42,5	W= 50 cm		44640		44641	44642		44643		
	W= 100 cm			44645	44646		44647		44648	
D=58,0	W= 50 cm		44690		44691	44692		44693		
	W= 100 cm			44695	44696		44697		44698	
	Locks		2	4	3	6	4	8	5	10

										
Serie 800	H (in cm for standard base) =		84,5 2FH	122,0 3FH	159,5 4FH	197,0 5FH	84,5 2FH	122,0 3FH	159,5 4FH	197,0 5FH
D=58,0	W= 80 cm		44680	44681	44682	44683	44685	44686	44687	44688
	Locks		2	3	4	5	2	3	4	5
	Mail slot		-	-	-	-	2	3	4	5

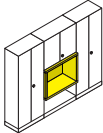
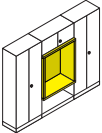
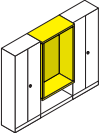
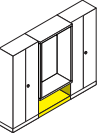
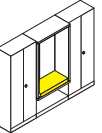
													
Serie 800	H (in cm for standard base) =	84,5 2FH			122,0 3FH			197,0 5FH		122,0 3FH			
D=42,5	W= 71 cm	44736			44739			44747					
	W= 105,5 cm		44730			44740			44748	44731	44732		
	W= 120 cm											44733	
	W= 140 cm			44737			44741						44734
	Number of boxes (h 7,5/15)	4/2	6/3	8/4	4/2	6/3	8/4	8/4	12/6	6/-	12/6	-/-	8/-
	Number of compartments	2	3	4	4	6	8	4	6	6	4	8	8
	Coat hooks	-	-	-	X	X	X	X	X	-	-	-	-

									
Serie 800	H (in cm for standard base) =	197,0 5FH							
D=42,5	W= 80 cm						44075		
	W= 120 cm	44270	44271	44272	44273	44274			
D=58,0	W= 80 cm						44375		
	W= 120 cm	44570	44571	44572	44573	44574		44576	
	Adjustable shelf inserts		4	8	4	8	2+2	4	2
	Locks / CP, CPsb	1 / -	2 / CP	1 / -	2 / MW	2 / -	1 / CPsb	1 / -	

													
Serie 800	H (in cm for standard base) =	84,5 2FH				122,0 3FH		159,5 4FH	197,0 5FH				
D=42,5	W= 71,0 cm					44630							
	W= 105,5 cm						44631		44633	44634	44635	44636	44637
	W= 120,0 cm	44238	44239	44240	44213								
	W= 140,0 cm						44632						
D=58,0	W= 120,0 cm	44538			44513								
	Adjustable shelf inserts / Boxes H=7,5/15,0	6 / - / -			6 / - / -	- / 16 / 8	- / 24 / 12	- / 32 / 16	- / 24 / 12	- / 36 / 18	1 / 24 / 12	2 / 24 / 12	1 / 36 / 18
	Adjustable shelf inserts / Wooden boxes H=14,0	6 / -	8 / 12	12 / 16									
	Locks	-	-	-	1	-	-	-	1	1	1	1	1

					
Serie 800	H=	75,0 2FH			
D=33,0	W= 60 cm	44625	44626	-	-
	W= 80 cm			44627	44628
	Adjustable shelf inserts	2	2	2	2
	Locks	1	-	1	-

Serie 800	H (in cm for standard base) =	84,5 2FH		122,0 3FH		159,5 4FH	197,0 5FH	75,0 2FH		112,5 3FH	
D=42,5	W= 100 cm	44706		44707		44708	44709	44704		44705	
	W= 120 cm	44716		44717		44718	44719	44714		44715	
	W= 160 cm		44726		44727				44724		44725
	Adjustable shelf inserts	1	2	2	4	3	4	1	2	2	4
	Locks / CPsb	1	1 / CPsb	1	1 / CPsb	1	1	1	1 / CPsb	1	1 / CPsb

									
Serie 800		Niches				Shelved base cabinet		Padded mats	
	H =	74,9 2FH		112,4 3FH		149,9 4FH		37,5 1FH	
D=47,5	W= 100 cm	47880		47881		47882		(1x) 47884	48614
	W= 160 cm		47885		47886		47887	(2x) 47889	48615
	W= 200 cm		47890		47891		47892	(2x) 47884	48616
D=63,0	W= 100 cm	47980		47981		47982		(1x) 47984	48617
	W= 160 cm		47985		47986		47987	(2x) 47989	48618
	W= 200 cm		47990		47991		47992	(2x) 47984	48619
	Shelved base cabinet	1	2	1	2	1	2		
	Cushioning								1-part 2-part

Serie 800		Niches
	H =	197,0 5FH
D=58,0	W= 100 cm	47983
	W= 200 cm	47993



PRODUCT INFORMATION S800-Regal-4-8_TY_EN - 22.11.2021 - www.vs-furniture.com

Serie 800

Shelving cabinets, 40 to 80 cm wide.






Element cabinet (for details, see table) in the height units 2, 3, 4, 5 and 6 FH.

Type: Open shelving cabinet.

Interior equipment consisting of adjustable shelf inserts.

Erection: Models from a height of 197 cm or models with drawers and/or pullouts (DGUV Regel 108-007) must be secured to the wall or floor.

The following material groups are available to choose from: Body and bases made of chipboard: L6.

												
Serie 800	H (in cm for standard base) =	84,5 2FH		122,0 3FH		159,5 4FH		197,0 5FH		234,5 6FH		
D=42,5	W= 40 cm	44030		44031		44032		44033		44034		
	W= 50 cm	44130		44131		44132		44133		44134		
	W= 60 cm	44230		44231		44232		44233		44234		
	W= 80 cm	44035		44036		44037		44038		44039		
D=58,0	W= 40 cm	44330		44331		44332		44333		44334		
	W= 50 cm	44430		44431		44432		44433		44434		
	W= 60 cm	44530		44531		44532		44533		44534		
	W= 80 cm	44335		44336		44337		44338		44339		
	Adjustable shelf inserts	1		2		3		4		5		



PRODUCT INFORMATION S800-Regal-10-12_TY_EN - 22.11.2021 - www.vs-furniture.com

Serie 800 Shelving cabinets, 100 to 120 cm wide.

Element cabinet (for details, see table) in the height units 2, 3, 4, 5 and 6 FH.

Type: Open shelving cabinet, some with centre partition flush with the carcass or set back (CPsb) for horizontal carcass division.

Interior equipment consisting of adjustable shelf inserts.

Erection: Models from a height of 197 cm or models with drawers and/or pullouts (DGV Regel 108-007) must be secured to the wall or floor.

The following material groups are available to choose from: Body and bases made of chipboard: L6.

Serie 800	H (in cm for standard base) =	84,5 2FH			122,0 3FH			159,5 4FH			197,0 5FH			234,5 6FH		
D=42,5	W= 100 cm	44135	44136	44137	44141	44142	44143	44144	44145	44146	44147	44148	44149	44150	44151	44152
	W= 120 cm	44235	44236	44237	44241	44242	44243	44244	44245	44246	44247	44248	44249	44250	44251	44252
D=58,0	W= 100 cm	44435	44436	44437	44441	44442	44443	44444	44445	44446	44447	44448	44449	44450	44451	44452
	W= 120 cm	44535	44536	44537	44541	44542	44543	44544	44545	44546	44547	44548	44549	44550	44551	44552
	Adjustable shelf inserts	1	2	2	2	4	4	3	6	6	4	8	8	5	10	10
	CP, CPsb	-	CP	CPsb	-	CP	CPsb	-	CP	CPsb	-	CP	CPsb	-	CP	CPsb



PRODUCT INFORMATION S800-Schrank-4-6_TY_EN - 22.11.2021 - www.vs-furniture.com

Serie 800

Cabinets and wardrobe cabinets with one wing door, 40 to 60 cm wide.

Element cabinet (for details, see table) in the height units 2, 3, 4, 5 and 6 FH.

Type: Wing-door cabinet.






Front consisting of a single-wing door hung on the left or right with bow-type handle, inset-type handle or knob handle.

Locking system optionally with cylinder or turnknob locks.

Interior equipment consisting of adjustable shelf inserts and/or according to the depth and width dimensions with wardrobe racks, drawers or hooks on the screwed wardrobe base.

Erection: Models from a height of 197 cm or models with drawers and/or pullouts (DGUV Regel 108-007) must be secured to the wall or floor.

The following material groups are available to choose from: Body and bases made of chipboard: L6; Front made of chipboard: L3; Front veneered: F1.

															
Serie 800	H (in cm for standard base) =	84,5 2FH		122,0 3FH		159,5 4FH		197,0 5FH		234,5 6FH					
D=42,5	W= 40 cm	44000		44001		44002		44003		44005					
	W= 50 cm	44100		44101		44102		44103		44105					
	W= 60 cm	44200		44201		44202		44203		44205					
D=58,0	W= 40 cm	44300		44301		44302		44303		44305					
	W= 50 cm	44400		44401		44402		44403		44405					
	W= 60 cm	44500		44501		44502		44503		44505					
	Adjustable shelf inserts	1		2		3		4		5					
	Locks	1		1		1		1		1					



PRODUCT INFORMATION S800-Schrank-8-12_TY_EN - 22.11.2021 - www.vs-furniture.com

Serie 800

Cabinets and wardrobe cabinets with wing doors, 80 to 120 cm wide.

Element cabinet (for details, see table) in the height units 2, 3, 4, 5 and 6 FH.

Type: Wing-door cabinet, some with centre partition flush with the carcass or set back (CPsb) for horizontal carcass division.

Front consisting of 2 separately closing single-wing doors or one double-wing door with bow-type handles, inset-type handles or knob handles.

Locking system optionally with cylinder or turnknob locks.

Interior equipment consisting of adjustable shelf inserts and/or according to the depth and width dimensions with wardrobe racks, drawers or hooks on the screwed wardrobe base.

Erection: Models from a height of 197 cm or models with drawers and/or pullouts (DGV Regel 108-007) must be secured to the wall or floor.

The following material groups are available to choose from: Body and bases made of chipboard: L6; Front made of chipboard: L3; Front veneered: F1.

Serie 800	H (in cm for standard base) =	84,5 2FH			122,0 3FH			159,5 4FH			197,0 5FH			234,5 6FH		
D=42,5	W= 80 cm	44010	44011	44012	44014	44015	44016	44017	44018	44019	44020	44021	44022	44025	44026	44027
	W= 100 cm	44110	44111	44112	44114	44115	44116	44117	44118	44119	44120	44121	44122	44125	44126	44127
	W= 120 cm	44210	44211	44212	44214	44215	44216	44217	44218	44219	44220	44221	44222	44225	44226	44227
D=58,0	W= 80 cm	44310	44311	44312	44314	44315	44316	44317	44318	44319	44320	44321	44322	44325	44326	44327
	W= 100 cm	44410	44411	44412	44414	44415	44416	44417	44418	44419	44420	44421	44422	44425	44426	44427
	W= 120 cm	44510	44511	44512	44514	44515	44516	44517	44518	44519	44520	44521	44522	44525	44526	44527
	Adjustable shelf inserts	1	2	2	2	4	4	3	6	6	4	8	8	5	10	10
	Locks / CP, CPsb	1	2 / CP	1 / CPsb	1	2 / CW	1 / CPsb	1	2 / CW	1 / CPsb	1	2 / CP	1 / CPsb	1	2 / CP	1 / CPsb



PRODUCT INFORMATION S800-KSchrack-4-6_TY_EN - 22.11.2021 - www.vs-furniture.com

Serie 800

Combination cabinets and combination shelves, 40 to 60 cm wide.

Element cabinet (for details, see table) in the height units 5 and 6 FH.

Type: Combined shelving and wing-door cabinets, each with a fixed construction base for vertical carcass division.





Front open or consisting of 2 single-wing doors hung on the left or right with bow-type handles, inset-type handles or knob handles.

Locking system optionally with cylinder or turnknob locks.

Interior equipment consisting of adjustable shelf inserts.

Erection: Models from a height of 197 cm or models with drawers and/or pullouts (DGV Regel 108-007) must be secured to the wall or floor.

The following material groups are available to choose from: Body and bases made of chipboard: L6; Front made of chipboard: L3; Front veneered: F1.

													
Serie 800	H(in cm for standard base) =	197,0	2+3FH (Shelf)			197,0	2+3FH	234,5	2+4FH		234,5	4+2FH	
D=42,5	W= 40 cm	44004						44008	44006		44007		
	W= 50 cm	44104						44108	44106		44107		
	W= 60 cm	44204						44208	44206		44207		
D=58,0	W= 40 cm	44304						44308	44306		44307		
	W= 50 cm	44404						44408	44406		44407		
	W= 60 cm	44504						44508	44506		44507		
	Adjustable shelf inserts	3						4	4		4		
	Locks	1						1	2		2		



PRODUCT INFORMATION S800-KSchrack-8-12_TY_EN - 22.11.2021 - www.vs-furniture.com

Serie 800

Combination cabinets and combination shelves, 80 to 120 cm wide.

Element cabinet (for details, see table) in the height units 5 and 6 FH.

Type: Combined shelving and wing-door cabinets, each with a fixed construction base for vertical carcass division. Some with a centre partition set back (CPsb) in the lower cabinet area for further subdivision.

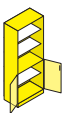
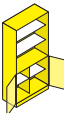
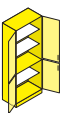

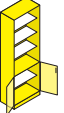

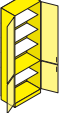

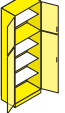

Front open or consisting of double-wing doors with bow-type handles, inset-type handles or knob handles.

Locking system optionally with cylinder or turnknob locks.

Interior equipment consisting of adjustable shelf inserts.

Erection: Models from a height of 197 cm or models with drawers and/or pullouts (DGUV Regel 108-007) must be secured to the wall or floor.

The following material groups are available to choose from: Body and bases made of chipboard: L6; Front made of chipboard: L3; Front veneered: F1.

														
Serie 800	H (in cm for standard base) =	197,0 2+3FH (Shelf)			197,0 2+3FH			234,5 2+4FH			234,5 4+2FH			
D=42,5	W= 80 cm	44023			44024			44009		44028		44029		
	W= 100 cm		44123			44124			44109		44128		44129	
	W= 120 cm		44223			44224			44209		44228		44229	
D=58,0	W= 80 cm	44323			44324			44309		44328		44329		
	W= 100 cm		44423			44424			44409		44428		44429	
	W= 120 cm		44523			44524			44509		44528		44529	
	Adjustable shelf inserts	3	2+2		3	2+2		4	5	4	2+3	4	6+1	
	Locks / CP, CPsb	1 / -	1 / CPsb		2 / -	2 / CPsb		1 / -	1 / CPsb	2 / -	2 / CPsb	2 / -	2 / CPsb	



PRODUCT INFORMATION S800-Aufsatz-4-6_TY_EN - 22.11.2021 - www.vs-furniture.com

Serie 800

Add-on cabinets and shelves, 40 to 60 cm wide.

Element cabinet (for details, see table) in the height unit 1, 2 and 3 FH.

Type: Shelving or wing-door add-on cabinet. Optionally with pedestal for mounting a ladder rail.

Front open or consisting of a single-wing door hung on the left or right with bow-type handle, inset-type handle or knob handle.

Locking system optionally with cylinder or turnknob locks.

Interior equipment consisting of adjustable shelf inserts.

The following material groups are available to choose from: Body and bases made of chipboard: L6; Front made of chipboard: L3; Front veneered: F1.

	* for ladder rail												
Serie 800	H =	37,5 1FH	*45,0 1FH	37,5 1FH	*45,0 1FH	75,0 2FH	*82,5 2FH	75,0 2FH	*82,5 2FH	112,5 3FH	*120,0 3FH	112,5 3FH	*120,0 3FH
D=42,5	W= 40 cm	47800	47820	47801	47821	44080	44090	44081	44091	47840	47860	47841	47861
	W= 50 cm	47802	47822	47803	47823	44180	44190	44181	44191	47842	47862	47843	47863
	W= 60 cm	47804	47824	47805	47825	44280	44290	44281	44291	47844	47864	47845	47865
D=58,0	W= 40 cm	47900	47920	47901	47921	44380	44390	44381	44391	47940	47960	47941	47961
	W= 50 cm	47902	47922	47903	47923	44480	44490	44481	44491	47942	47962	47943	47963
	W= 60 cm	47904	47924	47905	47925	44580	44590	44581	44591	47944	47964	47945	47965
	Adjustable shelf inserts	-	-	-	-	1	1	1	1	2	2	2	2
	Locks	1	1	-	-	1	1	-	-	1	1	-	-



PRODUCT INFORMATION S800-Aufsatz-8-12-1_TY_EN - 04.10.2021 - www.vs-furniture.com

Serie 800

Add-on cabinets and shelves (1 FH), 80 to 120 cm wide.

Element cabinet (for details, see table) in the height unit 1 FH.

Type: Shelving or wing-door add-on cabinet, some with centre partition flush with the carcass or set back (CPsb) for horizontal carcass division. Optionally with pedestal for mounting a ladder rail.

Front open or consisting of 2 separately closing single-wing doors or one double-wing door (CPsb) with bow-type handles, inset-type handles or knob handles.

Locking system optionally with cylinder or turnknob locks.

Serie 800	H =	37,5 1FH			45,0 1FH for ladder rail			37,5 1FH			45,0 1FH for ladder rail		
D=42,5	W= 80 cm	47806			47826			47807			47827		
	W= 100 cm	47808	47809	47810	47828	47829	47830	47811	47812	47813	47831	47832	47833
	W= 120 cm	47814	47815	47816	47834	47835	47836	47817	47818	47819	47837	47838	47839
D=58,0	W= 80 cm	47906			47926			47907			47927		
	W= 100 cm	47908	47909	47910	47928	47929	47930	47911	47912	47913	47931	47932	47933
	W= 120 cm	47914	47915	47916	47934	47935	47936	47917	47918	47919	47937	47938	47939
	Adjustable shelf inserts	-	-	-	-	-	-	-	-	-	-	-	-
	Locks / CP, CPsb	1 / -	2 / CP	1 / CPsb	1 / -	2 / CP	1 / CPsb	- / -	- / CP	- / CPsb	- / -	- / CP	- / CPsb



PRODUCT INFORMATION S800-Aufsatz-8-12_TY_EN - 22.11.2021 - www.vs-furniture.com

Serie 800

Add-on cabinets and shelves (2 FH), 80 to 120 cm wide.

Element cabinet (for details, see table) in the height unit 2 FH.













Type: Shelving or wing-door add-on cabinet, some with centre partition flush with the carcass or set back (CPsb) for horizontal carcass division. Optionally with pedestal for mounting a ladder rail.

Front open or consisting of 2 separately closing single-wing doors or one double-wing door (CPsb) with bow-type handles, inset-type handles or knob handles.

Locking system optionally with cylinder or turnknob locks.

Interior equipment consisting of adjustable shelf inserts.

The following material groups are available to choose from: Body and bases made of chipboard: L6; Front made of chipboard: L3; Front veneered: F1.

													
Serie 800	H =	75,0 zFH			82,5 zFH for ladder rail			75,0 zFH			82,5 zFH for ladder rail		
D=42,5	W= 80 cm	44082			44092			44085			44095		
	W= 100 cm	44182	44183	44184	44192	44193	44194	44185	44186	44187	44195	44196	44197
	W= 120 cm	44282	44283	44284	44292	44293	44294	44285	44286	44287	44295	44296	44297
D=58,0	W= 80 cm	44382			44392			44385			44395		
	W= 100 cm	44482	44483	44484	44492	44493	44494	44485	44486	44487	44495	44496	44497
	W= 120 cm	44582	44583	44584	44592	44593	44594	44585	44586	44587	44595	44596	44597
	Adjustable shelf inserts	1	2	2	1	2	2	1	2	2	1	2	2
	Locks / CP, CPsb	1 / -	2 / CP	1 / CPsb	1 / -	2 / CP	1 / CPsb	- / -	- / CP	- / CPsb	- / -	- / CP	- / CPsb



PRODUCT INFORMATION S800-Aufsatz-8-12-3_TY_EN - 06.04.2022 - www.vs-furniture.com

Serie 800

Add-on cabinets and shelves (3 FH), 80 to 120 cm wide.

Element cabinet (for details, see table) in the height unit 3 FH.

Type: Shelving or wing-door add-on cabinet, some with centre partition flush with the carcass or set back (CPsb) for horizontal carcass division. Optionally with pedestal for mounting a ladder rail.

Front open or consisting of 2 separately closing single-wing doors or one double-wing door (CPsb) with bow-type handles, inset-type handles or knob handles.

Locking system optionally with cylinder or turnknob locks.

Interior equipment consisting of adjustable shelf inserts.

Serie 800	H =	112,5 3FH				120,0 3FH for ladder rail				112,5 3FH				120,0 3FH for ladder rail	
D=42,5	W= 80 cm	47846			47866			47847			47867				
	W= 100 cm	47848	47849	47850	47868	47869	47870	47851	47852	47853	47871	47872	47873		
	W= 120 cm	47854	47855	47856	47874	47875	47876	47857	47858	47859	47877	47878	47879		
D=58,0	W= 80 cm	47946			47966			47947			47967				
	W= 100 cm	47948	47949	47950	47968	47969	47970	47951	47952	47953	47971	47972	47973		
	W= 120 cm	47954	47955	47956	47974	47975	47976	47957	47958	47959	47977	47978	47979		
	Adjustable shelf inserts	2	4	4	2	4	4	2	4	4	2	4	4		
	Locks / CP, CPsb	1 / -	2 / CP	1 / CPsb	1 / -	2 / CP	1 / CPsb	- / -	- / CP	- / CPsb	- / -	- / CP	- / CPsb		



PRODUCT INFORMATION S800-Aufsatz-Schieb_TY_EN - 22.11.2021 - www.vs-furniture.com

Serie 800

Add-on cabinets with sliding doors.

Element cabinet (see table for details) in two or three height units.


Type: Cabinet with sliding doors and central partition to subdivide the body.

Front consisting of chipboard sliding doors, each with a metal strip handle or with bow handles, inset handles or lever handles.

Locking system optionally available with cylinder locks.

Internal equipment consisting of shelf inserts.

The following material groups are available to choose from: Body and bases made of chipboard: L6; Front made of chipboard: L3; Front veneered: F1.

				
Serie 800	H =		75,0 2FH	112,5 3FH
D=42,5	W= 80 cm		44870	
	W= 100 cm		44872	44873
	W= 120 cm		44874	44875
	W= 160 cm		44818	44819
	W= 180 cm		44823	44824
D=58,0	W= 80 cm		44970	
	W= 100 cm		44972	44973
	W= 120 cm		44974	44975
	W= 160 cm		44918	44919
	W= 180 cm		44923	44924
	Adjustable shelf inserts		2	4
	Locks / CPsb		1 / CPsb	1 / CPsb



PRODUCT INFORMATION S800-Aufsatz-SchOrg_TY_EN - 04.10.2021 - www.vs-furniture.com

Serie 800

Add-on cabinets with sliding doors (organisable).

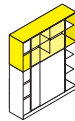
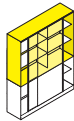
Element cabinet (see table for details) in two or three height units.

Type: Sliding-door cabinet with double centre partition for carcass division. Prepared for suspension filing cabinets or wide drawers.

Front consisting of chipboard sliding doors, each with a metal strip handle or with bow handles, inset handles or lever handles.

Locking system optionally available with cylinder locks.

Internal equipment consisting of shelf inserts.

			 	
Serie 800	H =		75,0 2FH	112,5 3FH
D=42,5	W= 160 cm		44828	44829
D=58,0	W= 160 cm		44928	44929
	Adjustable shelf inserts		2	4
	Locks / CPsb		1 / CPsb	1 / CPsb



PRODUCT INFORMATION S800-Schub-4-6_TY_EN - 22.11.2021 - www.vs-furniture.com

Serie 800

Drawer cabinets, 40 to 60 cm wide.

Element cabinet (for details, see table) in the height unit 2 FH.

Type: Drawer cabinet.


Front consisting of 5 drawers with bow-type handles, inset-type handles or knob handles.

Locking system optionally with cylinder or turnknob locks.

Interior equipment consisting of draws with steel sheet side elements.

Erection: Models from a height of 197 cm or models with drawers and/or pullouts (DGUV Regel 108-007) must be secured to the wall or floor.

The following material groups are available to choose from: Body and bases made of chipboard: L6; Front made of chipboard: L3; Front veneered: F1.

			
Serie 800	H (in cm for standard base) =		84,5 ^{2FH}
D=42,5	W= 40 cm		44830
	W= 50 cm		44840
	W= 60 cm		44845
D=58,0	W= 40 cm		44930
	W= 50 cm		44940
	W= 60 cm		44945
	Drawers		5
	Locks		1



PRODUCT INFORMATION S800-Schub-8-12_TY_EN - 22.11.2021 - www.vs-furniture.com

Serie 800

Drawer cabinets and combination cabinets, 80 to 120 cm wide.

Element cabinet (for details, see table) in the height units 2 and 5 FH.

Type: Drawer or combination drawer cabinet. For 5 FH with a fixed construction base for vertical carcass division.

Front consisting of 1 or 2 rows of drawers. Some with additional storage space behind single-wing doors (2 FH) or double-wing doors (5 FH). Each with bow-type handles, inset-type handles or knob handles.

Locking system optionally with cylinder or turnknob locks.

Interior equipment consisting of draws with steel sheet side elements and shelf inserts behind door panels.

Erection: Models from a height of 197 cm or models with drawers and/or pullouts (DGUV Regel 108-007) must be secured to the wall or floor.

The following material groups are available to choose from: Body and bases made of chipboard: L6; Front made of chipboard: L3; Front veneered: F1.

Serie 800	H (in cm for standard base) =	84,5 2FH				197,0 5FH	
D=42,5	W= 80 cm	44831	44832	44833	44835	44834	44836
	W= 100 cm	44841	44842	44843		44844	
	W= 120 cm	44846	44847	44848		44849	
D=58,0	W= 80 cm	44931	44932	44933	44935	44934	44936
	W= 100 cm	44941	44942	44943		44944	
	W= 120 cm	44946	44947	44948		44949	
	Adjustable shelf inserts / Drawers	1 / 5	1 / 5	- / 10	- / 5	2 / 10	2 / 5
	Locks	2	2	2	1	3	2



PRODUCT INFORMATION S800-Registratur-8_TY_EN - 22.11.2021 - www.vs-furniture.com

Serie 800

Filing cabinets, 80 to 120 cm wide.

Element cabinet (for details, see table) in the height units 2, 3, 5 and 6 FH.

Type: Filing or combination filing cabinet. From 5 FH with a fixed construction base for vertical carcass division.







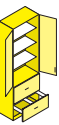

Front consisting of a row of drawers. For 5 and 6 FH with additional storage space behind double-wing doors. Each with bow-type handles, inset-type handles or knob handles.

Locking system optionally with cylinder or turnknob locks.

Interior equipment consisting of suspension-file or wide drawers and adjustable shelf inserts behind the door fronts.

Erection: Models from a height of 197 cm or models with drawers and/or pullouts (DGUV Regel 108-007) must be secured to the wall or floor.

The following material groups are available to choose from: Body and bases made of chipboard: L6; Front made of chipboard: L3; Front veneered: F1.

									
Serie 800	H (in cm for standard base) =	84,5 2FH		122,0 3FH		197,0 5FH		234,5 6FH	
D=42,5	W= 80 cm	47600	47601	47602	47603	47604	47605	47606	47607
	W= 100 cm	47610	47611	47612	47613	47614	47615	47616	47617
	W= 120 cm	47620	47621	47622	47623	47624	47625	47626	47627
D=58,0	W= 80 cm	47700	47701	47702	47703	47704	47705	47706	47707
	W= 100 cm	47710	47711	47712	47713	47714	47715	47716	47717
	W= 120 cm	47720	47721	47722	47723	47724	47725	47726	47727
	Adjustable shelf inserts /Pull-outs	- / 2	- / 4	- / 3	- / 6	2 / 2	1 / 3	3 / 2	2 / 3
	Locks	1	1	1	1	2	2	2	2



PRODUCT INFORMATION S800-SchiebeOrg_TY_EN - 22.11.2021 - www.vs-furniture.com

Serie 800 Sliding-door cabinets (organisable).

Element cabinet (for details, see table) in the height units 2, 3 and 4 FH.

Type: Sliding-door cabinet with double centre partition for carcass division.



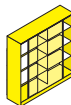
Front consisting of chipboard sliding doors, each with a metal handle strip.

Locking system optionally with cylinder locks.

Interior equipment consisting of adjustable shelf inserts or optionally with suspension filing cabinets or wide drawers.

Erection: Models from height of 197 cm or models with drawers and/or pull-outs must be secured to the wall or floor (DGUV Regel 108-007).

The following material groups are available to choose from: Body and bases made of chipboard: L6; Front made of chipboard: L3; Front veneered: F1.

					
Serie 800	H (in cm for standard base) =		84,5 2FH	122,0 3FH	159,5 4FH
D=42,5	W= 160 cm		47630	47631	47632
D=58,0	W= 160 cm		47730	47731	47732
	Adjustable shelf inserts		2	4	6
	Locks		1	1	1



PRODUCT INFORMATION S800-Schiebe_TY_EN - 18.01.2022 - www.vs-furniture.com

Serie 800

Sliding-door and glass sliding-door cabinets, 80 to 180 cm wide.

Element cabinet (for details, see table) in the height units 2, 3, 4 and 5 FH.

Type: Sliding-door, glass sliding-door and combination cabinet. For 5 FH with a fixed construction base for vertical carcass division.

Front consisting of chipboard sliding and glass sliding doors and double-wing doors, each with bow-type handles, inset-type handles or knob handles. Some with roller shutters and bow-type handles.

Locking system optionally with cylinder or turnknob locks.

Interior equipment consisting of adjustable shelf inserts.

Erection: Models from a height of 197 cm or models with drawers and/or pullouts (DGUV Regel 108-007) must be secured to the wall or floor.

The following material groups are available to choose from: Body and bases made of chipboard: L6; Front made of chipboard: L3; Front veneered: F1.

Serie 800	H (in cm for standard base) =		84,5 2FH	122,0 3FH	159,5 4FH	197,0 5FH		
D=42,5	W= 80 cm		44800			44803	44804	44059
	W= 100 cm		44805	44806	44807	44808	44809	44159
	W= 120 cm		44810	44811	44812	44813	44814	44259
	W= 160 cm		44815	44816	44817			
	W= 180 cm		44820	44821	44822			
D=58,0	W= 80 cm		44900			44903	44904	44359
	W= 100 cm		44905	44906	44907	44908	44909	44459
	W= 120 cm		44910	44911	44912	44913	44914	44559
	W= 160 cm		44915	44916	44917			
	W= 180 cm		44920	44921	44922			
	Adjustable shelf inserts		2	4	6	2+2	2+2	2+2
	Locks		1	1	1	1	2	2



PRODUCT INFORMATION S800-VertRoll_TY_EN - 06.09.2022 - www.vs-furniture.com

Serie 800

Vertical roller-shutter cabinets, 80 cm wide.

Element cabinet (for details, see table) in the height units 5 FH.

Type: Vertical roller-shutter and combination cabinet. For 5 FH combination cabinet with a fixed construction base for carcass division.

Front consisting of a vertical roller shutter of plastic slats, chipboard sliding doors or double-wing doors, each with bow handles, inset handles or knob handles, vertical roller shutter with handle strip.

Locking system optionally with cylinder or turn-knob locks.

Interior equipment consisting of adjustable shelf inserts.

Erection: Models from height of 197 cm or models with drawers and/or pull-outs must be secured to the wall or floor (DGUV Regel 108-007).

The following material groups are available to choose from: Roller cover made of plastic: C(astral silver); Body and bases made of chipboard: L6; Front made of chipboard: L3.

Serie 800	H (in cm for standard base) =		197,0 5FH		
D=42,5	W= 80 cm		44073	44071	44072
D=58,0	W= 80 cm		44373	44371	44372
	Adjustable shelf inserts		2+2	3	4
	Locks		2	2	1



PRODUCT INFORMATION S800-PostWert-4_TY_EN - 22.11.2021 - www.vs-furniture.com

Serie 800

Mailbox cabinets and locker cabinets, 40 cm wide.

Element cabinet (for details, see table) in the height units 2, 3, 4 and 5 FH.

Type: Small-locker cabinet with a fixed construction base for vertical carcass division into 1 FH and/or 2 FH units.











Front consisting of single-wing doors hung on the left or right in 1 FH without handles or in 2 FH with bow-type handles, inset-type handles or knob handles. Some with open horizontal or vertical mailboxes divided into 2 or 4 slots.

Locking system optionally with cylinder or turnknob locks.

Interior equipment consisting of adjustable shelf inserts for large lockers with 2 height units.

Erection: Models from a height of 197 cm or models with drawers and/or pullouts (DGUV Regel 108-007) must be secured to the wall or floor.

The following material groups are available to choose from: Body and bases made of chipboard: L6; Front made of chipboard: L3; Front veneered: F1.

											
Serie 800	H (in cm for standard base) =	84,5 2FH	122,0 3FH	159,5 4FH	197,0 5FH						
D=42,5	W= 40 cm	44600	44601	44602	44603	44604	44605	44606	44607	44608	44609
D=58,0	W= 40 cm	44650	44651	44652	44653	44654	44655	44656	44657		
	Adjustable shelf inserts	-	-	-	-	1	-	1	2	1	1
	Locks	2	3	4	5	3	4	3	2	1	1



PRODUCT INFORMATION S800-PostWert-8_TY_EN - 22.11.2021 - www.vs-furniture.com

Serie 800

Mailbox cabinets and locker cabinets, 80 cm wide.

Element cabinet (for details, see table) in the height units 2, 3, 4 and 5 FH.

Type: Small-locker cabinet with a fixed construction base for vertical carcass division into 1 FH and/or 2 FH units. 2 FH units with centre partition flush with the carcass or set back (CPSb) in the lower cabinet area for further subdivision.

Front consisting of single-wing doors hung on the left or right in 1 FH without handles or in 2 FH single- or double-wing doors with bow-type handles, inset-type handles or knob handles. Some with open horizontal or vertical mailboxes divided into 2 or 4 slots. Magazine cabinets with flaps opening upwards.

Locking system optionally with cylinder or turnknob locks.

Interior equipment consisting of adjustable shelf inserts for small lockers with 2 height units.

Erection: Models from a height of 197 cm or models with drawers and/or pullouts (DGUV Regel 108-007) must be secured to the wall or floor.

The following material groups are available to choose from: Body and bases made of chipboard: L6; Front made of chipboard: L3; Front veneered: F1.

Serie 800	H (in cm for standard base) =	84,5 2FH	122,0 3FH	159,5 4FH						197,0 6FH			
D=42,5	W= 80 cm	44610	44611	44612	44613	44614	44615	44616	44617	44618	44619	44620	44621
D=58,0	W= 80 cm	44660	44661	44662	44663	44664	44665	44666	44667				
	Adjustable shelf inserts	-	-	-	-	2	-	2	4	2	2	-	2
	Locks	4	6	8	10	6	8	6	4	1	1	-	1



PRODUCT INFORMATION S800-PostWert-5-10_TY_EN - 22.11.2021 - www.vs-furniture.com

Serie 800

Valuables-locker and eddy cabinets, 50 and 100 cm wide.

Element cabinet (for details, see table) in the height units 2, 3, 4 and 5 FH.









Type: Small-locker cabinet with fixed construction bases for vertical carcass divisions into 1 FH units. 58 cm deep models are suitable for storing the eddy toolbag.

Front consisting of single-wing doors in 1 FH without handles hung on the left or right.

Locking system optionally with cylinder or turn-knob locks.

Erection: Models from a height of 197 cm, must be secured to the wall or floor (DGUV Regel 108-007).

The following material groups are available to choose from: Body and bases made of chipboard: L6; Front made of chipboard: L3; Front veneered: F1.

										
Serie 800	H (in cm for standard base) =		84,5 2FH	122,0 3FH	159,5 4FH	197,0 5FH				
D=42,5	W= 50 cm		44640	44641	44642	44643				
	W= 100 cm			44645	44646	44647	44648			
D=58,0	W= 50 cm		44690	44691	44692	44693				
	W= 100 cm			44695	44696	44697	44698			
	Locks		2	4	3	6	4	8	5	10



PRODUCT INFORMATION S800-Eddy_TY_EN - 06.04.2022 - www.vs-furniture.com

Serie 800 eddy cabinet, 80 cm wide.

Element cabinet (for details, see table) in the height units 2, 3, 4 and 5 FH.

Type: Cabinet with asymmetrically arranged small and eddy lockers. With fixed construction bases for vertical carcass division into 1 FH units. Optimized for storing the eddy toolbag.

Front consisting of double-wing doors in 1 FH without handles hung on the left and right. Optional letter slot.

Locking system optionally with cylinder- or combination lock (with fixed or free code).

Erection: Models from a height of 197 cm, must be secured to the wall or floor (DGV Regl 108-007).

The following material groups are available to choose from: Body and bases made of chipboard: L6; Front made of chipboard: L3; Front veneered: F1.

Serie 800	H (in cm for standard base) =		84,5 2FH	122,0 3FH	159,5 4FH	197,0 5FH	84,5 2FH	122,0 3FH	159,5 4FH	197,0 5FH
D=58,0	W= 80 cm		44680	44681	44682	44683	44685	44686	44687	44688
	Locks		2	3	4	5	2	3	4	5
	Mail slot		-	-	-	-	2	3	4	5



PRODUCT INFORMATION S800-Ranzen_TY_EN - 17.05.2022 - www.vs-furniture.com

Serie 800 Satchel cabinets.

Element cabinet (see table for details) in two height units.

Type: Special cabinets for satchels, optionally with rail system for Grannells plastic trays. Depending on model, with fixed construction shelf for the vertical subdivision of the carcass.

The following material groups are available to choose from: Body and bases made of chipboard: L6; Grannells plastic box: C3.

Serie 800	H (in cm for standard base) =	84,5 2FH			122,0 3FH			197,0 5FH			122,0 3FH		
D=42,5	W= 71 cm	44736			44739			44747					
	W= 105,5 cm		44730			44740			44748	44731	44732		
	W= 120 cm											44733	
	W= 140 cm			44737			44741						44734
	Number of boxes (h 7,5/15)	4/2	6/3	8/4	4/2	6/3	8/4	8/4	12/6	6/-	12/6	-/-	8/-
	Number of compartments	2	3	4	4	6	8	4	6	6	4	8	8
	Coat hooks	-	-	-	x	x	x	x	x	-	-	-	-



PRODUCT INFORMATION S800-Spezial_TY_EN - 22.11.2021 - www.vs-furniture.com

Serie 800

Collection and special cabinets, 80 and 120 cm wide.

Element cabinet (for details, see table) in the height unit 5 FH.

Type: Collection cabinets with glass-frame doors or special cabinets with installed wardrobe, musical-instrument or kitchenette facilities. With construction base for vertical and with centre partition flush with the carcass or set back (CPsb) for horizontal carcass division.

Front consisting of double-wing doors with bow-type handles, inset-type handles or knob handles.

Locking system optionally with cylinder or turnknob locks.

Interior equipment consisting of adjustable shelf inserts.

Erection: Models from a height of 197 cm or models with drawers and/or pullouts (DGUV Regel 108-007) must be secured to the wall or floor.

The following material groups are available to choose from: Body and bases made of chipboard: L6; Front made of chipboard: L3; Front veneered: F1.

Serie 800	H (in cm for standard base) =	197,0 5FH						
D=42,5	W= 80 cm						44075	
	W= 120 cm	44270	44271	44272	44273	44274		
D=58,0	W= 80 cm						44375	
	W= 120 cm	44570	44571	44572	44573	44574		44576
	Adjustable shelf inserts	4	8	4	8	2+2	4	2
	Locks / CP, CPsb	1 / -	2 / CP	1 / -	2 / MW	2 / -	1 / CPsb	1 / -



PRODUCT INFORMATION S800-Eigen-42_TY_EN - 17.05.2022 - www.vs-furniture.com

Serie 800

Cabinets and shelves with property trays in special widths.

Element cabinet (for details, see table) in the height units 2, 3, 4 and 5 FH.

Type: Special cabinets with wooden or plastic property trays. For 4 and 5 FH with a fixed construction base for vertical carcass division.

Front open or consisting of double-wing doors with bow-type handles, inset-type handles or knob handles.


Locking system optionally with cylinder or turnknob locks.

Interior equipment consisting of adjustable shelf inserts or optionally with adjustable shelf inserts and personal property boxes made of wood or with a runner system for Grannells plastic boxes/tubs.

Erection: Models from a height of 197 cm or models with drawers and/or pullouts (DGUV Regel 108-007) must be secured to the wall or floor.

The following material groups are available to choose from: Body and bases made of chipboard: L6; Front made of chipboard: L3; Front veneered: F1; Grannells plastic box: C3.

Serie 800	H (in cm for standard base) =	84,5 ^{2FH}								122,0 ^{3FH}	159,5 ^{4FH}	197,0 ^{5FH}	
D=42,5	W= 71,0 cm					44630							
	W=105,5 cm						44631		44633	44634	44635	44636	44637
	W=120,0 cm	44238	44239	44240	44213								
	W=140,0 cm						44632						
D=58,0	W=120,0 cm	44538			44513								
	Adjustable shelf inserts / Boxes ^{H=7,5/15,0}	6 / - / -			6 / - / -	- / 16 / 8	- / 24 / 12	- / 32 / 16	- / 24 / 12	- / 36 / 18	1 / 24 / 12	2 / 24 / 12	1 / 36 / 18
	Adjustable shelf inserts / Wooden boxes ^{H=14,0}	6 / -	8 / 12	12 / 16									
	Locks	-	-	-	1	-	-	-	1	1	1	1	1



PRODUCT INFORMATION S800-Haenge_TY_EN - 22.11.2021 - www.vs-furniture.com

Serie 800

Wall-mounted cabinets and shelves, 60 and 80 cm wide.

Element cabinet (for details, see table) in the height unit 2 FH.

Type: Shelving or wing-door cabinet for wall mounting.

Front consisting of a single-wing doors hung on the left or right or of double-wing doors, each with bow-type handle, inset-type handle or knob handle.

Locking system optionally with cylinder or turnknob locks.

Interior equipment consisting of adjustable shelf inserts.

The following material groups are available to choose from: Body and bases made of chipboard: L6; Front made of chipboard: L3; Front veneered: F1.

Serie 800	H=	75,0 2FH			
D=33,0	W= 60 cm	44625	44626	-	-
	W= 80 cm			44627	44628
	Adjustable shelf inserts	2	2	2	2
	Locks	1	-	1	-



PRODUCT INFORMATION S800-Querroll-Aufs_TY_EN - 06.04.2022 - www.vs-furniture.com

Serie 800

Horizontal roller-shutter cabinets, 100 to 160 cm wide.

Element cabinet (for details, see table) in the height units 2, 3, 4 and 5 FH.

Type: Horizontal roller-shutter cabinet (cabinet and add-on cabinet). With removable top shelf for inspection.











Front with plastic horizontal roller shutter and an plastic handle strip.

Locking system optionally with cylinder locks.

Interior equipment consisting of adjustable shelf inserts.

Erection: Models from height of 197 cm or models with drawers and/or pull-outs must be secured to the wall or floor (DGUV Regel 108-007).

The following material groups are available to choose from: Roller cover made of plastic: C(astral silver, white); Body and bases made of chipboard: L6.

											
Serie 800	H (in cm for standard base) =	84,5 2FH		122,0 3FH		159,5 4FH		197,0 5FH		234,5 6FH	
D=42,5	W= 100 cm	44706		44707		44708	44709	44704		44705	
	W= 120 cm	44716		44717		44718	44719	44714		44715	
	W= 160 cm		44726		44727				44724		44725
	Adjustable shelf inserts	1	2	2	4	3	4	1	2	2	4
	Locks / CPsb	1	1 / CPsb	1	1 / CPsb	1	1	1	1 / CPsb	1	1 / CPsb



PRODUCT INFORMATION S800-Nische_TY_EN - 23.11.2021 - www.vs-furniture.com

Serie 800

Niches for installation in cabinet walls

Element cabinet (see table for details) in heights of 2, 3 and 4 FH.

Type: Niche as open storage space for decorative purposes or with cushioning as comfortable sitting area.

Body consisting of two side parts, an upper and lower panel and a rear wall. The upper and lower panels are placed flush against the side parts and fixed with dowels. Sides and upper/lower panels made from 40-mm chipboard and rear wall from 19-mm chipboard.

Element cabinet (see table for details) in height of 1 height unit.

Type: Open shelving cabinet as substructure for niches.

Padded mats made from foam with easy-to-clean artificial leather covering, black all-round surrounding strap and non-slip bottom with hidden zip fastener. Can be used as comfortable cover for sitting niches in cabinets.

Fire protection of upholstered mats optional according to DIN 66084 corresponding to classes P-c (low), P-b (medium), P-a (high).

The following material groups are available to choose from: Body made of chipboard: L3,6; Fabric cover: S40,64,81.

Serie 800		Niches			Shelved base cabinet	Padded mats
	H =	74,9 2FH	112,4 3FH	149,9 4FH	37,5 1FH	
D=47,5	W= 100 cm	47880	47881	47882	(1x) 47884	48614
	W= 160 cm		47885	47886	47887	(2x) 47889
	W= 200 cm		47890	47891	47892	(2x) 47884
D=63,0	W= 100 cm	47980	47981	47982	(1x) 47984	48617
	W= 160 cm		47985	47986	47987	(2x) 47989
	W= 200 cm		47990	47991	47992	(2x) 47984
	Shelved base cabinet	1	2	1	2	
	Cushioning					1-part 2-part



PRODUCT INFORMATION S800-Nische-hoch_TY_EN - 23.11.2021 - www.vs-furniture.com

Serie 800

High niches for installation in cabinet walls.

Element cabinet (see table for details) in height unit of 5 FH.

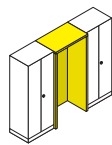
Type: Niche as open storage space for decorative purposes or with cushioning as comfortable sitting area.

Body consisting of two side parts, an upper and lower panel and a rear wall. The upper and lower panels are placed flush against the side parts and fixed with dowels. Sides and upper/lower panels made from 40-mm chipboard and rear wall from 19-mm chipboard.

Element cabinet (see table for details) in height unit of 1 FH.

Type: Open shelving cabinet as substructure for niches.

The following material groups are available to choose from: Body made of chipboard: L3,6.

				
Serie 800			Niches	
	H =		197,0 _{5FH}	
D=58,0	W= 100 cm		47983	
	W= 200 cm			47993

List of materials

Plastics:**C1
Compass/Level/Panto**

027 dark red



029 dark blue



030 light blue



033 light green




041 turquoise



045 broom yellow



073 black grey (RAL 7021)



078 dolphin grey

**C2
Hokki**

027 dark red



029 dark blue



030 light blue



033 light green



041 turquoise



045 broom yellow




037 traffic red



073 black grey (RAL 7021)

**C3
Gratnells**

015, 025 anthracite



016, 026 translucent



030, 040 dark red



031, 041 dark blue



032, 042 light blue



033, 043 light green



001, 011, 021 red

**C4
JUMPER**

027 dark red



029 dark blue



030 light blue



033 light green



041 turquoise




045 broom yellow




037 traffic red




073 black grey (RAL 7021)




078 dolphin grey

**C5
Stapelstein**


E01 red



E02 blue




E03 green



E07 yellow



E19 purple



E37 orange

**C6
VS Stakki**


029 dark blue



033 light green



037 traffic red



073 black grey (RAL 7021)

**C7
NF**



027 dark red



029 dark blue



030 light blue



031 white



033 light green




073 black grey (RAL 7021)



078 dolphin grey

Other C


017 astral silver



031 white



073 black grey (RAL 7021)



078 dolphin grey



328, 090, 094 white



800, 089, 093 black

Wood surfaces:

H1

Wood stains



010, 900 beech natural



011, 901 beech black



021 beech light green



022 beech light blue



023 beech light grey



027 beech dark red



029 beech dark blue



037 beech traffic red



041 beech turquoise



045 beech broom yellow



051 beech polar white

Other

wood stains



010, 900 beech natural



011, 901 beech black

F1

Veneer



010 natural beech



011 canadian maple



012 american natural cherry



013 natural birch



014 natural ash



015 european natural oak



016 pear natural wood



018 wenge



019 american walnut

F3

Veneer



010 natural beech



011 canadian maple



012 american natural cherry



013 natural birch



014 natural ash



015 european natural oak



016 pear natural wood



018 wenge



019 american walnut


Other F



010 natural beech

**Metal surfaces:
M1
Epoxy resin**


030 terra grey



032 light blue



033 light green



041 turquoise



045 broom yellow



059, 159 arctic



063 anthracite




065 black



071 sapphire blue (RAL 5003)



084 oxblood



091 white

**M2
Epoxy resin**



059, 159 arctic



063 anthracite



065 black



091 white

**Other M
Epoxy resin**


000 light grey



008, 018 black



009, 019 brilliant silver




059, 159 arctic



063 anthracite



065, 165, 910 black




091 white



909 silver

**Other M
Chrome, Aluminium**



049, 010, 020, 801 high polished alu



060, 011 chrome-plated



100 alu anodised




802 alu silver

Panel surfaces:**L1
LIGNOdur**

027 natural beech laminate



028 natural maple laminate



031 grey white




035 andes grey

**L2
Chipboard + PUR edge**

027 natural beech laminate




028 natural maple laminate



031 grey white



035 andes grey



328 white

**L3
Chipboard/HPL**

017 astral silver



018 anthracite



019 plain black




027 natural beech laminate



028 natural maple laminate



029 natural walnut laminate




031 grey white



035 andes grey




315 orange



328 white



340 natural oak laminate



412 light blue



413 light green



415 terra grey

**L4
Chipboard + laminate**


027 natural beech laminate



028 natural maple laminate




029 natural walnut laminate



031 grey white



035 andes grey



328 white



340 natural oak laminate



415 terra grey

**L5
Chipboard**


017 astral silver




018 anthracite



019 plain black



027 natural beech laminate



031 grey white



035 andes grey



328 white



415 terra grey

**L6
Chipboard/MDF/HPL**


017 astral silver



018 anthracite



019 plain black




027 natural beech laminate



028 natural maple laminate



029 natural walnut laminate



031 grey white



035 andes grey



328 white



340 natural oak laminate



415 terra grey

**L8
Linoleum**


051 red



054 ivory



057 dark grey




058 black

**L9
Chipboard + laminate**


027 natural beech laminate



028 natural maple laminate



031 grey white



035 andes grey



328 white



340 natural oak laminate

Board surfaces:

L10

Chipboard (acoustic front)




017 astral silver




027 natural beech laminate



028 natural maple laminate



031 grey white



328 white

Other L

Chipboard



017 astral silver




018 anthracite



019 plain black



027 natural beech laminate



031 grey white



328 white




331 grey white ^(flat)




443 white ^(writable)

Eddy composite material: Glass surfaces:

**V1
Felt**



001 brown



002 grey

**G1
TSG**



002 TSG printed with stripes



003 TSG printed plain

**V2
Carbon optic**



003 carbon optic

Other



001 TSG satin-frosted

**V3
Nexus**



279 blue (UNY03)

































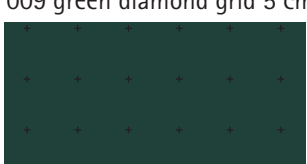




281 green (UNY05)



302 red (UNY16)

Board surfaces:**E1****Steel/steel enamel**

			
020 white without lineations	019 green without lineations	100 blue without lineations	120 grey without lineations
			
	001 green 1st school year	101 blue 1st school year	121 grey 1st school year
			
	002 green 2nd school year	102 blue 2nd school year	122 grey 2nd school year
			
	003 green 3rd school year	103 blue 3rd school year	123 grey 3rd school year
			
024 white 4th school year	004 green 4th school year	104 blue 4th school year	124 grey 4th school year
			
025 white squares 5 cm	005 green squares 5 cm	105 blue squares 5 cm	125 grey squares 5 cm
			
	006 green squares 10 cm	106 blue squares 10 cm	126 grey squares 10 cm
			
027 white music lines	007 green music lines	107 blue music lines	127 grey music lines
			
029 white diamond grid 5 cm	009 green diamond grid 5 cm	109 blue diamond grid 5 cm	129 grey diamond grid 5 cm
			
	010 green diamond grid 10 cm	110 blue diamond grid 10 cm	130 grey diamond grid 10 cm

**K1
Cork**


140 black without Lineations




141 black 1st school year




142 black 2nd school year




143 black 3rd school year



144 black 4th school year




145 black squares 5 cm




146 black squares 10 cm





147 black music lines




149 black diamond grid 5 cm



150 black diamond grid 10 cm

081 sand (Bulletin Board 2186)082 grey (Bulletin Board 2204)
**Other
Corklinol**


091, 092 Cork natural

**S72
Cork with fabric Sonus**
254 anthracite (FHR05)255 grey (FHU04)257 grey blue (FHR06)259 red (FHU10)261 blue (FHU14)262 turquoise (FHU15)

Material: (S254, S257) 72% Polyester, 18% Polyamide, 10% Viscose

Material: (S255, S259, S261, S262) 57% Polyester, 43% Polyamide

Width; Weight:

1700 mm; 340 g/lm, 200 g/m²

Lightfastness: 5 (1-8)

Fire resistance certifications*:

EN 1021-1 (P-c, cigarette test),

BS 476 Part 7 Class 1, EN 13501-1

Adhered Class B, s1, d0

Environmental certifications:

no heavy metal content

Fabrics:
S40 Stamskin Top
 by Serge Ferrari


847 black (00002)



864 dark blue (10295)



865 turquoise (20289)



866 traffic red (07478)



867 orange (20280)



868 yellow (20299)



986 dark red (07479)



987 green (07485)



989 grey (07445)

Material: Artificial leather, multi-layer composite (PVC), substrate: polyamide jersey

Abrasion cycles: ≥ 120,000

Width; Weight:

1400 mm; 1092 g/lm, 780 g/m²

Fire resistance certifications*:

EN 1021-1 (P-c, cigarette test),

EN 1021-2 (P-b, match test),

NFPA 260, CAL 117

Environmental certifications:

recyclable

* All fire protection certificates documented on this page refer exclusively to the fabric itself, not to the complete furniture as upholstery composite.

S41 Cordura
 by Camira


962 black (9691)



963 blue (5722)



970 orange (2891)



971 green (6456)



972 red (3768)



973 bordeaux (3737)




974 sand (2412)



975 grey green (7448)



977 dark blue (5729)



978 brown grey (7446)

Material: 100% Polyamid 6.6, coated with two layers of acrylate; water-, oil- and dirt-repellent fluorocarbon impregnation

Abrasion cycles: ≥ 200,000


Width; Weight:

1500 mm; 349 g/lm, 250 g/m²

Environmental certifications:

OEKO-TEX 100, recyclable, heavy metal free colours

Cleaning: Handwash, lukewarm water; mild detergent; leave to dry thoroughly

S46 Xtreme
 by Camira


290 black (YS009)




291 anthracite (YS046)




293 light grey (YS094)




295 blue (YS005)



296 dark green (YS045)



299 red (YS079)



315 dark blue (YS026)




316 light blue (YS097)



317 turquoise (YS160)



318 green (YS159)



319 dark red (YS136)

Material: 100% post-consumer recycled polyester, coated with two layers of acrylate; water-, oil- and dirt-repellent fluorocarbon impregnation

Abrasion cycles; Fastness to rubbing: ≥ 100,000; 4 wet, 4 dry

Width; Weight:

1400 mm; 435 g/lm, 310 g/m²

Lightfastness: 6 (1-8)

Fire resistance certifications*:

EN 1021-1 (P-c, cigarette test),

EN 1021-2 (P-b, match test),

BS 7176 Low/Medium Hazard,

BS 476 Part 7 Class 1, BS 5852,

DIN 4102 B1, ÖNORM B 3825 &

A 3800-1 B1/Q1, NF D 60-013,

UNI 9175 class 1 IM, CAL 117

Environmental certifications:

OEKO-TEX 100 (category 2),

EU Ecolabel, recyclable, with no

heavy metal content

Cleaning: Handwash, lukewarm water; mild detergent; leave to dry thoroughly

S51 Blazer
 by Camira



266 anthracite (CUZ67)



270 grey (CUZ1E)




271 dark blue (CUZ62)




272 turquoise (CUZ1R)



273 green (CUZ1K)



274 yellow green (CUZ1F)



276 red (CUZ63)



277 russet (CUZ90)



320 dark grey (CUZ1J)



322 grey blue (CUZ1W)



323 petrol (CUZ3B)

Material: 100% New wool

Abrasion cycles; Fastness to

rubbing: ≥ 50,000; 4 wet, 4 dry

Width; Weight:

1400 mm; 644 g/lm, 460 g/m²

Lightfastness: 5 (1-8)

Fire resistance certifications*:

EN 1021-1 (P-c, cigarette test),

EN 1021-2 (P-b, match test),

BS 7176 Low/Medium Hazard,

BS 476 Part 7 Class 1,

EN 13501-1, Adhered Class D, s1, d0,

ÖNORM B 3825 & A 3800-1 B1/Q1,

NF D 60-013, UNI 9175 class 1 IM,


CAL 117

Environmental certifications:

no heavy metal content

S52 Nexus

by Camira



278 anthracite (UNY11)



279 blue (UNY03)



281 green (UNY05)



302 red (UNY16)



324 grey (UNY01)



325 dark blue (UNY15)




326 petrol (UNY10)

Material: 100% Polyester
Abrasion cycles; Fastness to rubbing: ≥ 100,000; 4 wet, 4 dry
Width; Weight: 1730 mm; 528 g/lm, 305 g/m²
Lightfastness: 5 (1-8)
Fire resistance certifications*: EN 1021-1 (P-c, cigarette test), EN 1021-2 (P-b, match test), BS 7176 Low Hazard, BS 476 Part 7 Class 1, EN 13501-1 Adhered Class B, s2, d0, Un-adh. Class C, s1, d1, UNI 9175 class 1 IM, NFPA 260, CAL 117
Environmental certifications: OEKO-TEX 100 (category 2), recyclable, with no heavy metal content

S54 Xtreme

by Camira



290 noir (YS009)



293 light grey (YS094)



295 blue (YS005)



299 red (YS079)



318 green (YS159)

Material: 100% post-consumer recycled polyester, coated with two layers of acrylate; water-, oil- and dirt-repellent fluorocarbon impregnation
Abrasion cycles; Fastness to rubbing: ≥ 100,000; 4 wet, 4 dry
Width; Weight: 1400 mm; 435 g/lm, 310 g/m²
Lightfastness: 6 (1-8)
Fire resistance certifications*: EN 1021-1 (P-c, cigarette test), EN 1021-2 (P-b, match test), BS 7176 Low/Medium Hazard, BS 476 Part 7 Class 1, BS 5852, DIN 4102 B1, ÖNORM B 3825 & A 3800-1 B1/Q1, NF D 60-013, UNI 9175 class 1 IM, CAL 117
Environmental certifications: OEKO-TEX 100 (category 2), EU Ecolabel, recyclable, with no heavy metal content
Cleaning: Handwash, lukewarm water; mild detergent; leave to dry thoroughly

S64 Mover


by Alonso Mercader



309 black (59)



310 anthracite



311 grey brown (118)



312 blue



313 red (124)




314 green


Material: Artificial leather, surface 100% PU-PC, substrate: 100% polyester
Abrasion cycles: ≥ 200,000
Width; Weight: 1400 mm; 430 g/lm, 307 g/m²
Lightfastness: 6-7 (1-8)
Fire resistance certification*: EN 1021-1 (P-c, cigarette test), EN 1021-2 (P-b, match test), BS 5852 Crib 0,1, CAL 117

S66 Polo

by FiDiVi



774 blue (77021)



775 noir (77033)



776 anthracite (77030)



778 red (77040)

Material: 100% Polyester
Abrasion cycles; Fastness to rubbing: 150,000; 4-5 wet, 4-5 dry
Width; Weight: 1400 mm; 350 g/lm, 250 g/m²
Lightfastness: 6 (1-8)
Fire resistance certifications*: EN 1021-1 (P-c, cigarette test), EN 1021-2 (P-b, match test)
Environmental certifications: OEKO-TEX 100 (category 2), recyclable, with no heavy metal content
Cleaning: Do not wash, do not bleach, iron with medium heat, clean with perchlorethylene

* All fire protection certificates documented on this page refer exclusively to the fabric itself, not to the complete furniture as upholstery composite.

Fabrics: S69 Evo by VS




773 red (EV-5)



787 black (EV-11)



788 anthracite (EV-1)




790 blue (EV-9)

Material: 100% Polyester
Abrasion cycles; Fastness to rubbing: 150,000; 4-5 wet, 4-5 dry
Width; Weight: 1400 mm; 300 g/lm, 214 g/m²
Pilling; Lightfastness: 5 (1-5); 4-5 (1-8)
Fire resistance certifications*: EN 1021-1 (P-c, cigarette test), EN 1021-2 (P-b, match test)
Cleaning (dry cleaning; mechanical): With tetrachloroethylene and water solution of carbonate fluoride; clean the whole surface with a damp cloth
Note: Formaldehyde measurement acc. to PN-EN ISO 14184-1; colour fastness to perspiration acc. to PN-EN ISO 105-E04

S72 Sonus by Camira



254 anthracite (FHR05)



255 grey (FHU04)



257 grey blue (FHR06)



259 red (FHU10)




261 blue (FHU14)



262 turquoise (FHU15)

Material: (S254, S257) 72% Polyester, 18% Polyamide, 10% Viscose
Material: (S255, S259, S261, S262) 57% Polyester, 43% Polyamide
Width; Weight: 1700 mm; 340 g/lm, 200 g/m²
Lightfastness: 5 (1-8)
Fire resistance certifications*: EN 1021-1 (P-c, cigarette test), BS 476 Part 7 Class 1, EN 13501-1 Adhered Class B, s1, d0
Environmental certifications: no heavy metal content


S74 Era by Camira



337 black (CSE14)




338 grey (CSE44)



339 light grey (CSE46)




340 dark blue (CSE40)



341 blue (CSE12)



342 light blue (CSE08)




343 petrol (CSE15)



344 turquoise (CSE37)




345 white green (CSE36)




346 dark green (CSE35)



347 light green (CSE16)




348 grey green (CSE34)




349 dark red (CSE28)



350 salmon (CSE26)



351 pink (CSE19)



352 orange (CSE05)




353 yellow orange (CSE27)



354 yellow (CSE03)

Material: 100% Polyester
Abrasion cycles; Fastness to rubbing: ≥ 100,000; 4 wet, 4 dry
Width; Weight: 1400 mm; 448 g/lm, 320 g/m²
Lightfastness: 5 (1-8)
Fire resistance certifications*: EN 1021-1 (P-c, cigarette test), EN 1021-2 (P-b, match test), BS 7176 Low Hazard, EN 13501-1 Adhered Class B, s1, d0, Un-adh. Class C, s1, d0, NFPA 260, CAL 117
Environmental certifications: OEKO-TEX 100 (category 2), recyclable, with no heavy metal content

* All fire protection certificates documented on this page refer exclusively to the fabric itself, not to the complete furniture as upholstery composite.

S75 Era
by Camira


337 black (CSE14)



341 blue (CSE12)




355 anthracite (CSE13)



356 red (CSE06)

Material: 100% Polyester
Abrasion cycles; Fastness to rubbing: $\geq 100,000$; 4 wet, 4 dry
Width; Weight :
1400 mm; 448 g/lm, 320 g/m²
Lightfastness: 5 (1-8)
Fire resistance certifications*:
EN 1021-1 (P-c, cigarette test),
EN 1021-2 (P-b, match test),
BS 7176 Low Hazard,
EN 13501-1 Adhered Class B, s1, d0,
Un-adh. Class C, s1, d0,
NFPA 260, CAL 117
Environmental certifications:
OEKO-TEX 100 (category 2),
recyclable, with no heavy metal content

S76 Mirage E
by Pugi


357 anthracite (6571)




358 grey (6625)



359 light grey (6629)



360 grey blue (6378)



361 dark blue (6333)



362 blue (6331)



363 turquoise (6366)

S77 Mirage E
by Pugi


364 green (6464)



365 dark red (6236)



366 red (6231)



367 orange (6133)



368 yellow (6053)


Material: 100% Trevira CS (Polyester)
Abrasion cycles: 100,000
Width; Weight:
1400 mm; 460 g/lm, 328 g/m²
Lightfastness: 6 (1-8)
Fire resistance certifications*:
EN 1021-1 (P-c, cigarette test),
EN 1021-2 (P-b, match test),
BS 5852 Crib 5,
EN 13501-1 Adhered Class B, s1, d0,
DIN 4102 B1, ÖNORM B 3825 & A 3800-1 B1/Q1, NF D 60-013, CAL 117
Environmental certifications:
OEKO-TEX 100 (category 2),
recyclable



360 grey blue (6378)



363 turquoise (6366)



364 green (6464)



367 orange (6133)




368 yellow (6053)

Material: 100% Trevira CS (Polyester)
Abrasion cycles: 100,000
Width; Weight:
1400 mm; 460 g/lm, 328 g/m²
Lightfastness: 6 (1-8)
Fire resistance certifications*:
EN 1021-1 (P-c, cigarette test),
EN 1021-2 (P-b, match test),
BS 5852 Crib 5,
EN 13501-1 Adhered Class B, s1, d0,
DIN 4102 B1, ÖNORM B 3825 & A 3800-1 B1/Q1, NF D 60-013, CAL 117
Environmental certifications:
OEKO-TEX 100 (category 2),
recyclable

* All fire protection certificates documented on this page refer exclusively to the fabric itself, not to the complete furniture as upholstery composite.

Fabrics:
S78 Step
 by Gabriel


370 grey (60092)



371 melange grey (60092)



372 light grey (60004)



373 melange light grey (60004)



374 grey blue (66148)




375 melange grey blue (66148)



376 marine (65018)



377 melange marine (65018)



378 blue (66151)




379 melange blue (66151)



380 light blue (66018)



381 melange light blue (66018)



382 turquoise (67007)



383 melange turquoise (67007)



384 mint green (68157)



385 melange mint green (68157)

* All fire protection certificates documented on this page refer exclusively to the fabric itself, not to the complete furniture as upholstery composite.



386 green (68160)



387 melange green (68160)



388 olive green (68120)



389 melange olive green (68120)



390 light green (68162)



391 melange light green (68162)



392 red (64013)



393 melange red (64013)



394 traffic red (64179)




395 melange traffic red (64179)



396 orange (63082)



397 melange orange (63082)



369 black (60999)

Material: 100% Trevira CS (Polyester)

Abrasion cycles; Fastness to rubbing: 100,000; 4-5 wet, 4-5 dry

Width; Weight: 1400 mm; 470 g/lm, 335 g/m²


Pilling; Lightfastness: 4-5 (1-5); 5-7 (1-8)

Fire resistance certifications*: EN 1021-1 (P-c, cigarette test), EN 1021-2 (P-b, match test), BS 7176 Medium Hazard,

BS 5852 Crib 0,1,5, EN 13501-1 Adhered Class B, s1, d1, DIN 4102 B1, ÖNORM B 3825 & A 3800-1 B1/Q1, NF D 60-013, UNI 9175 class 1 IM, CAL 117

Environmental certifications: OEKO-TEX 100 (category 2),


EU Ecolabel, recyclable, with no heavy metal content

S79 Trevi D
 by Pugi


398 black (25651)



399 grey (25602)



400 blue (25302)



401 light blue (25353)



402 petrol (25402)



403 green (25453)



404 red (25202)



405 orange (25102)



406 yellow (25051)

Material: 100% Trevira CS (Polyester)

Abrasion cycles: 100,000

Width; Weight:

1400 mm; 630 g/lm, 450 g/m²

Lightfastness: 6 (1-8)

Fire resistance certifications*:

EN 1021-1 (P-c, cigarette test),

EN 1021-2 (P-b, match test),

BS 5852 Crib 5,


EN 13501-1 Adhered Class B, s1, d0,

DIN 4102 B1, CAL 117

Environmental certifications:

OEKO-TEX 100 (category 2),


recyclable

S80 Select
 by Gabriel


407 black (60999)



408 grey (60134)



409 light grey (60139)



410 grey blue (67097)



411 dark blue (66071)



412 blue (66190)



413 light blue (66191)



414 petrol (66192)

415 green blue ⁽⁶⁷¹⁰⁰⁾416 dark green ⁽⁶⁷⁰⁹⁶⁾417 green ⁽⁶⁸²¹¹⁾418 olive green ⁽⁶⁷⁰⁹⁵⁾419 red ⁽⁶⁴⁰⁸⁹⁾420 salmon ⁽⁶⁴²¹⁵⁾421 pink ⁽⁶⁵¹¹⁷⁾422 yellow ⁽⁶²⁰⁹⁹⁾





Material: 85% New Zealand wool, 15% polyamide
Abrasion cycles; Fastness to rubbing: 200,000; 4-5 wet, 4-5 dry
Width; Weight: 1400 mm; 510 g/lm, 364 g/m²
Pilling; Lightfastness: 4 (1-5); 5-8 (1-8)
Fire resistance certifications*: EN 1021-1 (P-c, cigarette test), EN 1021-2 (P-b, match test), BS 5852 Crib 0,1,5, CAL 117
Environmental certifications: OEKO-TEX 100 (category 2), EU Ecolabel, with no heavy metal content

S82 Evida by Hornschuch

428 black ⁽⁶²⁾429 grey ⁽⁶⁷⁾430 blue ⁽⁶⁸⁾431 green ⁽⁵⁹⁾432 red ⁽⁵⁷⁾

Material: Artificial leather, approx. 50% renewable raw materials, approx. 30% natural raw materials, approx. 20% mineral oil-based raw materials (Vinyl = PVC)
Abrasion cycles; Fastness to rubbing: 100,000; 4-5 wet, 4-5 dry
Width; Weight: 1370 mm; 1050 g/lm, 750 g/m²
Fire resistance certifications*: EN 1021-1 (P-c, cigarette test), EN 1021-2 (P-b, match test), BS 5852 Crib 0,1, UNI 9175 class 1 IM, NFPA 260, CAL 117
Environmental certifications: OEKO-TEX 100 (category 2), with no heavy metal content

S83 Step Uni by Gabriel

369 black ⁽⁶⁰⁹⁹⁹⁾370 grey ⁽⁶⁰⁰⁹²⁾372 light grey ⁽⁶⁰⁰⁰⁴⁾374 grey blue ⁽⁶⁶¹⁴⁸⁾376 marine ⁽⁶⁵⁰¹⁸⁾378 blue ⁽⁶⁶¹⁵¹⁾380 light blue ⁽⁶⁶⁰¹⁸⁾382 turquoise ⁽⁶⁷⁰⁰⁷⁾384 mint green ⁽⁶⁸¹⁵⁷⁾386 green ⁽⁶⁸¹⁶⁰⁾388 olive green ⁽⁶⁸¹²⁰⁾390 light green ⁽⁶⁸¹⁶²⁾392 red ⁽⁶⁴⁰¹³⁾394 traffic red ⁽⁶⁴¹⁷⁹⁾396 orange ⁽⁶³⁰⁸²⁾

Material: 100% Trevira CS (Polyester)
Abrasion cycles; Fastness to rubbing: 100,000; 4-5 wet, 4-5 dry
Width; Weight: 1400 mm; 470 g/lm, 335 g/m²
Pilling; Lightfastness: 4-5 (1-5); 5-7 (1-8)
Fire resistance certifications*: EN 1021-1 (P-c, cigarette test), EN 1021-2 (P-b, match test), BS 7176 Medium Hazard, BS 5852 Crib 0,1,5, EN 13501-1 Adhered Class B, s1, d1, DIN 4102 B1, ÖNORM B 3825 & A 3800-1 B1/Q1, NF D 60-013, UNI 9175 class 1 IM, CAL 117
Environmental certifications: OEKO-TEX 100 (category 2), EU Ecolabel, recyclable, with no heavy metal content

* All fire protection certificates documented on this page refer exclusively to the fabric itself, not to the complete furniture as upholstery composite.





www.vs-moebel.de | www.vs-furniture.com

VS Vereinigte Spezialmöbelfabriken GmbH & Co. KG
97941 Tauberbischofsheim, Germany | Hochhäuser Straße 8
Tel: 09341-880 | Fax: 09341-88107 | vs@vs-moebel.de
Export: Phone: +49-9341-88888 | Fax: +49-9341-88830 | export@vs-moebel.de